



Swansea University
Prifysgol Abertawe



Cronfa - Swansea University Open Access Repository

This is an author produced version of a paper published in :
JHEP

Cronfa URL for this paper:
<http://cronfa.swan.ac.uk/Record/cronfa32737>

Paper:

Piai, M., Lucini, B. & Lee, J. Symmetry restoration at high-temperature in two-color and two-flavor lattice gauge theories. *JHEP*

This article is brought to you by Swansea University. Any person downloading material is agreeing to abide by the terms of the repository licence. Authors are personally responsible for adhering to publisher restrictions or conditions. When uploading content they are required to comply with their publisher agreement and the SHERPA RoMEO database to judge whether or not it is copyright safe to add this version of the paper to this repository.
<http://www.swansea.ac.uk/iss/researchsupport/cronfa-support/>

Symmetry restoration at high-temperature in two-color and two-flavor lattice gauge theories

Jong-Wan Lee,^{a,b,c} Biagio Lucini,^a Maurizio Piai.^a

^a*Department of Physics, College of Science, Swansea University, Singleton Park, SA2 8PP, Swansea, Wales, UK*

^b*Department of Physics, Pusan National University, Busan 46241, Korea*

^c*Extreme Physics Institute, Pusan National University, Busan 46241, Korea*

ABSTRACT: We consider the $SU(2)$ gauge theory with $N_f = 2$ flavors of Dirac fundamental fermions. We study the high-temperature behavior of the spectra of mesons, discretizing the theory on anisotropic lattices, and measuring the two-point correlation functions in the temporal direction as well as screening masses in various channels. We identify the (pseudo-)critical temperature as the temperature at which the susceptibility associated with the Polyakov loop has a maximum. At high temperature both the spin-1 and spin-0 sectors of the light meson spectra exhibit enhanced symmetry properties, indicating the restoration of both the global $SU(4)$ and the axial $U(1)_A$ symmetries of the model.

Contents

1	Introduction	2
2	The model: symmetry considerations	4
2.1	Composite states: scalars	5
2.2	Composite states: vectors	7
3	Numerical results: Anisotropic lattice	8
3.1	Lattice action	8
3.2	Simulation details	9
3.3	Gauge anisotropy	11
3.4	Fermion anisotropy	13
3.5	Tuning results	15
4	Numerical results: Finite temperature	16
4.1	Deconfinement crossover	17
4.2	Temporal correlation functions	18
4.3	Spatial correlation functions	21
5	Discussion	25
A	Spinors and global symmetries.	27
B	$SU(4)$ and $Sp(4)$ algebra.	29
C	Fit results of renormalized parameters	31

1 Introduction

We consider the $SU(2)$ gauge theory with $N_f = 2$ flavors of Dirac fundamental fermions, and study the finite-temperature behavior by using numerical methods based on formulating the theory on anisotropic lattices. The main purpose of this work is to collect evidence that the global symmetries of the model are implemented *à la Wigner* at high-temperature, where the condensate breaking global symmetry is expected to melt and the global symmetries to be linearly realized.

This model has been considered before in three different contexts, as it represents the prototype of non-trivial gauge theory in which lattice numerical methods have concrete potential to provide useful information about the dynamics of the underlying theory. First of all, it is a useful toy model for the study of generalizations of Quantum Chromo-Dynamics (QCD) at finite temperature T and finite chemical potential μ . One trivial reason for this is that the number of fundamental degrees of freedom is smaller than for two-flavor QCD, making the numerical treatment easier. Most importantly though, the fundamental representation of $SU(2)$ is pseudo-real, and hence there is no sign problem. It is then possible to study the phase diagram of the model in the (T, μ) -plane, and to apply numerical techniques to extract its detailed structure. For an incomplete list of useful references on the subject see [1].

A second context in which this model is important is that of traditional technicolor (TC) [2, 3]. The choice of $SU(2)$ with 2 fundamental Dirac fermions yields the minimal model such that one can embed the electro-weak $SU(2)_L \times U(1)_Y$ group of the Standard Model of particle physics (SM) within the global symmetries of the matter field content. One expects spontaneous symmetry breaking to arise dynamically at the scale Λ , hence providing a natural way to implement the Higgs mechanism for giving mass to the electroweak bosons within a fundamental theory. Aside from the fact that, once more, the small number of degrees of freedom makes practical applications amenable to numerical treatment, the fact that the field content is minimal also minimizes the potentially problematic contributions to precision parameters such as the oblique S and T as defined by Peskin and Takeuchi [4], that on the basis of perturbative arguments one expects to grow with N_f and N_c , and that are not dynamically suppressed when one identifies Λ with the electroweak scale $v_W \sim 246$ GeV. The dynamics preserves a custodial $SU(2)$ that further suppresses the T parameter, as the underlying masses of the fermions vanish.

The model has received some attention in a third context [5, 6], as a concrete realization of the idea of Higgs compositeness [7]. This is a quite distinct framework in respect to traditional TC. The underlying dynamics is the same, being based upon a gauge theory with a given global symmetry, for which one expects the formation of a non-trivial symmetry-breaking condensate. Yet, one chooses to embed the electroweak gauge group into the global symmetry group of the theory in such a way that the fermion condensate does not break it.¹ The long-distance behavior of the theory is hence captured by an Effective Field Theory (EFT) that includes the SM gauge theory, supplemented by a set of light,

¹We ignore the problem of vacuum alignment [8].

composite pseudo-Goldstone bosons arising at the scale Λ , a subset of which is interpreted as the Higgs doublet field.

The gauging of the SM group explicitly breaks the global symmetries, and hence provides a potential for the Higgs fields. Additional ingredients, not arising from the $SU(2)$ fundamental gauge theory, are invoked in order to drive spontaneous symmetry breaking in the Higgs sector, which ultimately yields electro-weak symmetry breaking (EWSB) at the scale $v_W \ll \Lambda$. For example, one has to introduce a mechanism to give mass to the SM fermions, which requires coupling the Higgs field to the quarks and leptons. It is well known that, as a byproduct of doing so, the theory yields radiative corrections to the Higgs potential due to loops of the top quark, naive estimates of which show that they can destabilize the minimum of the Higgs potential. In the following we will not discuss any of these points, related to realistic model-building in the electro-weak sector.

The reason why composite scenarios are viable within this model originates from the pseudo-real nature of the fundamental representation of $SU(2)$. In particular, in the presence of two Dirac fermions, the global symmetry of the Lagrangian is enhanced from the $U(1)_A \times U(1)_B^t \times SU(2)_L^t \times SU(2)_R^t$ global symmetry of QCD and TC to a $U(1)_A \times SU(4)$ global symmetry, and the condensate breaks it to the $Sp(4)$ subgroup. Excluding for the time being the anomalous $U(1)_A$ from the discussion, this yields 5 (pseudo-)Goldstone bosons, that form a multiplet of the unbroken $Sp(4) \sim SO(5)$. The gauging of $SU(2)_L \times U(1)_Y \subset SO(4) \subset Sp(4)$ splits the 5 into a 4 of $SO(4)$, which is identified with the Higgs doublet, and an additional singlet, that may have important phenomenological implications.

In this paper, we compute the masses of the composite (meson) states created and annihilated by operators of the form $\bar{Q}\Gamma Q$, with $\Gamma = 1, \gamma_5 \dots$, and discuss their dependence on temperature T .² In particular we track how the mass-splittings between parity partners change by going to high-temperature. In order to do so, we formulate the theory on anisotropic lattices, and use Monte Carlo methods to extract the spectral masses as a function of T . We are looking for clear signals of the restoration in the thermal bath of the much larger global symmetry of the underlying theory. This is the first step of a more ambitious and long-term program, which we envision will include also the study of the effects due to the presence of explicit symmetry-breaking terms, in particular due to the chemical potential μ , and to the weakly-coupled gauging of the SM electroweak group.

The paper is organized as follows. In Section 2 we describe the model and summarize effective field theory and symmetry arguments that play a role in the rest of the paper. In Section 3 we describe the lattice set-up used in the numerical calculations, particularly by explaining in details how the bare parameters are tuned in the presence of anisotropic lattices. In Section 4 we report our results, which we critically discuss in Section 5. Appendix A contains some useful notation about spinors, and we show explicitly how the enhanced global symmetry emerges. In Appendix B we summarize the algebraic properties of $SU(4)$ and $Sp(4)$, by providing an explicit example of generators for $SU(4)$. Examples

² We refer the reader to the works in [9–11]: while these papers study $SU(3)$ gauge theory, some of their results and ideas play a role in the present paper.

Fields	$SU(2)$	$SU(4)$
V_μ	3	1
q	2	4
Σ_0	1	6
M	1	6

Table 1. The field content of the model. V_μ are gauge bosons, q are two-component spinors, Σ_0 is a composite scalar, M a scalar spurion.

of the renormalized versus bare parameters are given in Appendix C.

2 The model: symmetry considerations

The matter field content consists of two (massive) Dirac fermions Q^{ia} , where $a = 1, 2$ is the $SU(2)$ color index and $i = 1, 2$ the flavor index. The covariant derivative is

$$(D_\mu Q^i)^a = \partial_\mu Q^{ia} + igV_\mu^A (T^A)^a_b Q^{ib}, \quad (2.1)$$

with V_μ^A the gauge fields, g the coupling, and T^A the generators of $SU(2)$ obeying $\text{Tr } T^A T^B = \frac{1}{2} \delta^{AB}$, so that $T^A = \tau^A/2$. The Lagrangian density is

$$\mathcal{L} = i \bar{Q}^i_a \gamma^\mu (D_\mu Q^i)^a - m \bar{Q}^i_a Q^{ia} - \frac{1}{2} \text{Tr } V_{\mu\nu} V^{\mu\nu}, \quad (2.2)$$

where the summations over flavor index $i = 1, 2$ and color index $a = 1, 2$ are understood, and where the field-strength tensors are defined in terms of the gauge bosons as $V_{\mu\nu} \equiv \partial_\mu V_\nu - \partial_\nu V_\mu + ig [V_\mu, V_\nu]$.

We collect in Appendix A and B several useful relations between 2-component spinors q and 4-component spinors Q , as well as details about the algebra of $SU(4)$ and $Sp(4)$ (see also [5, 6]). The global symmetry acting on the matter fields is $U(1)_A \times SU(4)$, and we explicitly list the transformation properties of the fields in Table 1. It is convenient to define:

$$\Sigma_0^{nm} = \sum_{ab} \epsilon_{ab} q^{naT} \tilde{C} q^{mb}, \quad (2.3)$$

and to write the mass explicitly as a matrix $M \equiv m \Omega$, with Ω the symplectic matrix in Eq. (B.1). The index $n, m = 1, \dots, 4$ and $\tilde{C} = -i\tau^2$ acts on spinor indexes. In the lower half of Table 1 we list the transformation properties of the composite field Σ_0 , as well as the (symmetry-breaking) spurion M .

In the body of the paper, we will describe the finite-temperature properties of composite states that we identify with the pions π , ρ vector, a_1 axial-vector, and a_0 scalar mesons. In the rest of this Section, we summarize the basic properties of these objects, using the language of effective field theory (EFT). What results is a Lagrangian density that includes potentially heavy and strongly-coupled degrees of freedom, and hence does not yield a

calculable weakly-coupled low-energy EFT in the usual sense. We use this language to guide our book-keeping exercise, focused on classifying the physical particles, their quantum numbers, and the degeneracies—in particular the difference of mass between the ρ and a_1 vectors and between the π and a_0 scalars—that are consequences only of the symmetry structure of the theory and its vacuum.

2.1 Composite states: scalars

In the low-energy EFT description, the real antisymmetric field Σ transforms as

$$\Sigma \rightarrow U \Sigma U^T \quad (2.4)$$

under the action of an element U of $SU(4)$. The VEV $\langle \Sigma \rangle \propto \Omega$ breaks $SU(4)$ to the $Sp(4)$ subgroup. The generators T^A with $A = 1, \dots, 5$ are broken, while T^A with $A = 6, \dots, 15$ are unbroken. For instance, see Eq. (B.4) in Appendix B.

In terms of the matrix-valued $\pi(x) = \sum_{A=1}^5 \pi^A(x) T^A$, the convenient parameterization

$$\Sigma = e^{\frac{i\pi}{f}} \Omega e^{\frac{i\pi^T}{f}} = e^{\frac{2i\pi}{f}} \Omega = \Omega e^{\frac{2i\pi^T}{f}}, \quad (2.5)$$

automatically satisfies the non-linear constraint $\Sigma^\dagger \Sigma = \mathbb{1}_4$. The leading-order term of the low-energy EFT is

$$\mathcal{L}_0 = \frac{f^2}{4} \text{Tr} \left\{ \partial_\mu \Sigma (\partial^\mu \Sigma)^\dagger \right\} \quad (2.6)$$

$$= \text{Tr} \left\{ \partial_\mu \pi \partial^\mu \pi \right\} + \frac{1}{3f^2} \text{Tr} \left\{ [\partial_\mu \pi, \pi] [\partial^\mu \pi, \pi] \right\} + \dots \quad (2.7)$$

The pion fields are canonically normalized and hence $f = f_\pi$ is the pion decay constant.

The quark mass is incorporated in the EFT by adding the symmetry-breaking term

$$\mathcal{L}_m = -\frac{v^3}{4} \text{Tr} \{ M \Sigma \} + \text{h.c.} = 2mv^3 - \frac{mv^3}{f^2} \text{Tr} \pi^2 + \dots \quad (2.8)$$

The expansion in pion fields confirms that the 5 pions are still degenerate, if not massless, in the presence of the explicit breaking given by the Dirac mass for the fermions, with

$$m_\pi^2 f_\pi^2 = m v^3. \quad (2.9)$$

The degeneracy of the five pions is a consequence of the unbroken $Sp(4) \sim SO(5)$ symmetry. The spurion M formally transforms as $M \rightarrow U^* M U^\dagger$, so that if it were promoted to a field then \mathcal{L}_m would be manifestly invariant under the full $SU(4)$ symmetry.

Here we pause to make two general observations. In the context of composite-Higgs models, the presence of a (small) mass term for the quarks is allowed, contrary to the TC case. While in the latter the quark mass explicitly breaks the gauge symmetries, in the composite-Higgs case the SM gauge group is a subgroup of $Sp(4)$, and hence the term in Eq. (2.8) does not break it. The distinction between TC and composite-Higgs cases reduces (in the massless case) to a vacuum alignment issue driven by the weak gauging of the $SU(2)_L \times U(1)_Y$ symmetry. In the presence of a mass of the form in Eq. (2.8), this

problem has a trivial solution: the mass m stabilizes the composite-Higgs vacuum. Yet, some caution is in order: if m_π is large, it might become impossible to induce electro-weak symmetry breaking. We leave these and similar issue out of this study (see [12]), as in our numerical work all calculations are done with the $SU(2)$ theory in isolation.

To describe the regime in which the symmetry is restored, which is expected to be realized at high temperature, we remove the non-linear constraint, and hence replace Σ by the field $H \sim 6$, that transforms as a complete antisymmetric representation of $SU(4)$. The kinetic term is

$$\mathcal{L}_H = \frac{1}{2} \text{Tr} \partial_\mu H \partial^\mu H. \quad (2.10)$$

The Lagrangian density contains a potential as any arbitrary function $V(H^\dagger H)$ is allowed by the symmetries. The minimization of V yields the identification $\langle H \rangle = \frac{f}{\sqrt{2}} \langle \Sigma \rangle = \frac{f}{\sqrt{2}} \Omega$. The small fluctuations of H are parameterized in terms of the 5 pion fields along the broken directions, plus an additional real scalar σ :

$$H = \frac{f + \sigma}{\sqrt{2}} \Sigma = \frac{f + \sigma}{\sqrt{2}} e^{\frac{2i\pi}{f}} \Omega, \quad (2.11)$$

where the normalizations are chosen so that all the fields have canonical kinetic terms. Unconstrained by symmetry considerations, the scalar σ (singlet of $Sp(4)$) is expected to have a large mass m_σ , and in general decay fast to pions.

Besides the $SU(4) \rightarrow Sp(4)$ breaking, the vacuum also induces the breaking of the (anomalous) $U(1)_A$. To discuss it, we need to promote H a complex field, hence doubling the field content. We define

$$\tilde{H} \equiv H + i H', \quad (2.12)$$

with H' a second real antisymmetric representation of $SU(4)$. The action of $U(1)_A$ is

$$U(1)_A: \tilde{H} \rightarrow e^{i\theta} \tilde{H}, \quad (2.13)$$

where θ is the parameter of the $U(1)_A$ transformation. The field H' introduces an additional $Sp(4)$ singlet that is the analog of the η' in QCD and 5 additional scalars that form a multiplet of the $SO(5)$ unbroken symmetry, and are the analogue of the a_0 isovectors of QCD. The treatment presented here is indeed a generalization of what done in the context of the linear-sigma-model description of low-energy QCD [13].

The presence of the anomaly produces a large mass for η' . At high temperatures both the fermion condensate and the effect of the anomaly are suppressed. Hence, the mass splitting between a_0 and π provides a measure of the level of breaking of $U(1)_A$ in addition to global $SU(4)$, and can be used to look for $SU(4) \times U(1)_A$ thermal restoration. Similar arguments hold in the case of QCD (see for example [14, 15] and references therein).

Because the σ and η' are flavor singlets, and the flavor-singlet sector of the spectrum is more difficult to study numerically than the flavored channels, we will study the a_0 - π mass splitting in order to discuss the restoration of the axial $U(1)_A$ at high temperatures. We will do so in the body of the paper, using numerical techniques based on the formulation of the theory on anisotropic lattices.

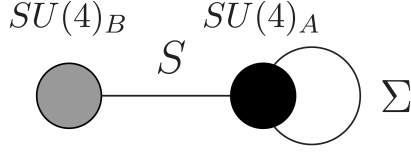


Figure 1. The moose diagram representing the EFT description of the vector mesons in the model.

2.2 Composite states: vectors

The full set of spin-1 vector and axial-vector mesons spans the adjoint representation of the $SU(4)$ global symmetry. A cartoon representing the EFT description of their long-distance dynamics is depicted in Fig. 1, and represents a generalization of hidden local symmetry [16–18]. One extends the symmetry from $SU(4)$ to $SU(4)_A \times SU(4)_B$, with $SU(4)_A$ weakly gauged, with coupling g_ρ . Then one enlarges the field content to include two non-linear sigma-model fields S and Σ . The non-linear sigma-model S transforms as the bifundamental of $SU(4)_B \times SU(4)_A$, while the field Σ transforms on the antisymmetric of $SU(4)_A$:

$$S \rightarrow U_B S U_A^\dagger, \quad \Sigma \rightarrow U_A \Sigma U_A^T. \quad (2.14)$$

In a composite-Higgs model, the SM gauge group $SU(2)_L \times U(1)_Y$ is a subgroup of $SU(4)_B$.

The gauging of the $SU(4)_A$ symmetry means that (for global $SU(4)_B$) one has to introduce the covariant derivatives

$$D_\mu S = \partial_\mu S - i g_\rho S A_\mu, \quad (2.15)$$

$$D_\mu \Sigma = \partial_\mu \Sigma + i g_\rho (A_\mu \Sigma + \Sigma A_\mu^T), \quad (2.16)$$

and then \mathcal{L}_0 is replaced by all possible 2-derivative invariant operators made by S , Σ , DS , $D\Sigma$, together with the kinetic term for the gauge bosons. Both S and Σ are non-vanishing in the vacuum, inducing the symmetry breaking pattern $SU(4)_A \times SU(4)_B \rightarrow Sp(4)$, and all vectors are massive. $\langle \Sigma \rangle$ splits the mass of the 5 a_1 and the 10 ρ mesons.

In unitary gauge, besides the heavy vectors only the physical pions are retained. They are linear combinations of the fluctuations of S and Σ . The mass term for the pions is

$$\mathcal{L}_m = -\frac{v^3}{4} \text{Tr} \left\{ M S \Sigma S^T \right\} + \text{h.c.} . \quad (2.17)$$

The quark masses also contribute to the masses of the spin-1 states in a more complicated way, that will be discussed elsewhere [19].

In the absence of the antisymmetric condensate (for $\langle \Sigma \rangle = 0$), ρ and a_1 mesons would be exactly degenerate. Their mass splitting is hence a measure of the amount of breaking $SU(4) \rightarrow Sp(4)$. In the main body of the paper we use the mass splitting between ρ (vector) and a_1 (axial-vector) as a way to test whether the global symmetry is restored at high temperatures. The generalization to the case in which Σ is replaced by \tilde{H} does not require any new ingredients. In particular the restoration of the axial $U(1)_A$ and of the

Label	Operator	Meson	J^P
S	$\overline{Q^i}Q^j$	a_0	0^+
PS	$\overline{Q^i}\gamma_5 Q^j$	π	0^-
V	$\overline{Q^i}\gamma_\mu Q^j$	ρ	1^-
AV	$\overline{Q^i}\gamma_5\gamma_\mu Q^j$	a_1	1^+

Table 2. Interpolating operators, and corresponding flavored particles (i.e. $i \neq j$ in the interpolating operators), studied in the body of the paper. Color and spinor indexes (summed over) are understood.

global $SU(4)$ can, at least in principle, be treated independently. We summarize in Table 2 the properties of the states discussed in the body of the paper. One of the purposes of this paper is to make the first steps towards a quantitative assessment of the relation between the two phenomena at high temperature, in the specific theory of interest here.

3 Numerical results: Anisotropic lattice

3.1 Lattice action

In this Section, we describe the discretized Euclidean lattice action used for our numerical study. For the gauge sector, we modify the standard plaquette action by treating the operators containing temporal gauge links separately from those solely containing spatial links,

$$S_g[U] = \frac{\beta}{\xi_g^0} \left[\sum_i (\xi_g^0)^2 \left(1 - \frac{1}{N} \text{Re tr } \mathcal{P}_{0i} \right) + \sum_{i < j} \left(1 - \frac{1}{N} \text{Re tr } \mathcal{P}_{ij} \right) \right], \quad (3.1)$$

where $\beta = 2N/g^2$ and ξ_g^0 are the lattice bare gauge coupling and the bare gauge anisotropy, respectively. The plaquette \mathcal{P} is defined by

$$\mathcal{P}_{\mu\nu}(x) = U_\mu(x)U_\nu(x + \hat{\mu})U_\mu^\dagger(x + \hat{\nu})U_\nu^\dagger(x), \quad (3.2)$$

where $U_\mu(x)$ denotes the link variables. For the fermion sector, we use the Wilson action for fermions in the fundamental representation

$$S_f[U, \bar{Q}, Q] = a_s^3 a_t \sum_x \bar{Q}(x) D_m Q(x), \quad (3.3)$$

with the massive Wilson-Dirac operator given by

$$D_m Q(x) = m_0 Q(x) + \frac{1}{2} \sum_\mu v_\mu [\gamma_\mu (\nabla_\mu + \nabla_\mu^*) - a_\mu \nabla_\mu^* \nabla_\mu] Q(x), \quad (3.4)$$

where ∇ and ∇^* denote the forward and backward covariant derivatives, respectively:

$$\begin{aligned} \nabla_\mu Q(x) &= \frac{1}{a_\mu} [U_\mu(x) Q(x + \hat{\mu}) - Q(x)], \\ \nabla_\mu^* Q(x) &= \frac{1}{a_\mu} [Q(x) - U_\mu^\dagger(x - \hat{\mu}) Q(x - \hat{\mu})]. \end{aligned} \quad (3.5)$$

The ratio v_μ of the bare fermion to gauge anisotropy is introduced as it can be different to unity. From the redefinition of the fermion field ($Q \rightarrow \sqrt{v_t}Q$ and $m_0 \rightarrow m_0/v_t$), along with the introduction of the fermion anisotropy $\xi_f^0 = \xi_g^0/(v_s/v_t)$, we rewrite Eq. (3.4) as

$$\begin{aligned}
D_m Q(x) \equiv (D + m_0)Q(x) &= \frac{1}{a_t} \left[\left(a_t m_0 + 1 + \frac{3}{\xi_f^0} \right) Q(x) \right. \\
&\quad \left. - \frac{1}{2} \left((1 - \gamma_0)U_0(x)Q(x + \hat{0}) + (1 + \gamma_0)U_0^\dagger(x - \hat{0})Q(x - \hat{0}) \right) \right. \\
&\quad \left. - \frac{1}{2\xi_f^0} \sum_j \left((1 - \gamma_j)U_j(x)Q(x + \hat{j}) + (1 + \gamma_j)U_j^\dagger(x - \hat{j})Q(x - \hat{j}) \right) \right]. \quad (3.6)
\end{aligned}$$

For the rest of this paper we do not explicitly show the lattice spacings for convenience, i.e. $a_t = 1$, except when we need to distinguish the spatial and temporal lattice spacings and to discuss the finite temperature.

The bare anisotropy parameters, ξ_g^0 and ξ_f^0 , are renormalized such that physical probes at scales well below the cut-off $\sim 1/a$ exhibit Euclidean symmetry, i.e. $\xi_g = \xi_f = \xi$. For the input quark mass, M_q , we parameterize the renormalized parameters (ξ_g, ξ_f, M_q) as functions of bare parameters (ξ_g^0, ξ_f^0, m_0). For a small region in the parameter space, we assume that the renormalized parameters are linear in the bare parameters. We further assume that we are in the region of light quark masses, i.e. $M_{PS}^2 \sim M_q$, and arrive at the form [20]

$$\begin{aligned}
\xi_g(\xi_g^0, \xi_f^0, m_0) &= a_0 + a_1 \xi_g^0 + a_2 \xi_f^0 + a_3 m_0, \\
\xi_f(\xi_g^0, \xi_f^0, m_0) &= b_0 + b_1 \xi_g^0 + b_2 \xi_f^0 + b_3 m_0, \\
M_{PS}^2(\xi_g^0, \xi_f^0, m_0) &= c_0 + c_1 \xi_g^0 + c_2 \xi_f^0 + c_3 m_0. \quad (3.7)
\end{aligned}$$

For each set of bare parameters, nonperturbative determinations of ξ_g and ξ_f are carried out through the interquark potential and the relativistic meson dispersion relation, respectively, which will be discussed in details in the following subsections.

3.2 Simulation details

We consider the lattice action in Eq. (3.1) and Eq. (3.3) with two mass-degenerate Wilson fermions. Configurations are generated using the Hybrid Monte Carlo(HMC) algorithms with the second order Omelyan integrator for Molecular Dynamics(MD) evolution, where different lengths of MD time steps $\delta\tau_\mu$ are used for gauge and fermion actions such that the acceptance rate is in the range of 75 – 85%. The simulation codes are developed from the HiRep code [21] modified by implementing the gauge and fermion anisotropies described

³ This ensemble is used only for the determination of a_i and c_i as the number of configurations is not large enough to determine ξ_f in a reliable manner.

⁴For this ensemble we carry out the measurements on the 128×10^3 lattice. Note that $M_{PS}N_s \sim 7$. Compared to the 128×12^3 lattice, we find no significant differences in all measured quantities. As $M_{PS}N_s \gtrsim 7$ for other ensembles, we therefore expect that the finite volume effects are negligible in the tuning of bare lattice parameters.

m_0	ξ_g^0	ξ_f^0	N_{conf}	M_{PS}	M_V	ξ_g	ξ_f	M_{PS}/M_V
-0.195	4.7	4.7	200	0.1659(8)	0.1823(10)	6.19(7)	6.34(10)	0.910(7)
-0.195	4.9	4.7	200	0.1544(6)	0.1709(13)	6.33(8)	6.33(9)	0.903(8)
-0.2	4.5	4.7	300	0.1616(5)	0.1784(8)	6.03(6)	6.28(7)	0.906(5)
-0.2	4.7	4.5	300	0.1743(5)	0.1910(7)	6.07(7)	6.12(6)	0.913(4)
-0.2	4.7	4.7	200	0.1504(6)	0.1678(10)	6.13(6)	6.41(11)	0.896(6)
-0.2	4.9	4.7	300	0.1399(5)	0.1589(7)	6.42(6)	6.35(7)	0.880(5)
-0.2	5.1	4.7	160	0.1279(13)	0.1479(19)	6.58(9)	6.34(17)	0.865(14)
-0.209	4.7	4.5	150	0.1455(7)	0.1643(11)	6.10(6)	6.04(10)	0.885(7)
-0.209	4.7	4.7	300	0.1169(7)	0.1392(13)	6.22(6)	6.35(12)	0.840(10)
-0.209	4.9	4.5	300	0.1336(6)	0.1533(9)	6.34(7)	6.11(9)	0.872(6)
-0.209	4.9	4.7	150	0.1023(9)	0.1243(15)	6.35(6)	6.25(12)	0.823(12)
-0.215 ³	4.7	4.7	138	0.0904(21)	0.118(5)	6.04(9)	.	0.77(3)
-0.209 ⁴	4.7	4.7	300	0.1172(7)	0.1382(11)	6.13(6)	6.42(13)	.

Table 3. Simulation parameters and results for the tuning of the lattice bare parameters of an anisotropic lattice. The masses of pseudoscalar (PS) and vector(V) mesons are measured in units of a_t .

in Section 3.1. To optimise the acceptance rate, we also treat the variance of temporal and spatial conjugate momenta differently by introducing a new tunable parameter [22], which is essentially equivalent to the multiscale anisotropic molecular dynamics update [20]. Without changing the validity of the algorithm, such a setup is helpful for the anisotropic lattice calculations through balancing the temporal and spatial MD forces: typically the former is larger than the latter approximately by the anisotropy in the lattice spacings.

Except the lattice of $N_t \times N_s^3 = 128 \times 10^3$ for the investigation of finite volume effects, all of the numerical calculations for the tuning of bare parameters are performed on $N_t \times N_s^3 = 128 \times 12^3$ lattices. We use periodic boundary conditions in each direction of both link variables and fermion fields.⁵ Twelve ensembles are created with different bare quark masses, gauge and fermion anisotropies at $\beta = 2.0$, where the details are found in Table 3. Thermalization and autocorrelation times are estimated by monitoring the average plaquette expectation values. For each ensemble $N_{conf} = 138 - 300$ configurations are accumulated after 200 trajectories for thermalization, where every two adjacent configurations are separated by one auto-correlation length of which the typical size is $8 \sim 12$ trajectories. The statistical errors for all quantities extracted in this work are obtained using the standard bootstrapping technique.

⁵ We have checked that using antiperiodic boundary conditions in the time direction for fermions give compatible results as expected in zero-temperature calculations.

3.3 Gauge anisotropy

The gauge anisotropy ξ_g is determined from the static potential using Klassen's method [23]. We first define the ratios of spatial-spatial and spatial-temporal Wilson loops by

$$R_s(r, y) = \frac{W_{ss}(r, y)}{W_{ss}(r+1, y)} \text{ and } R_t(r, t) = \frac{W_{st}(r, t)}{W_{st}(r+1, t)}, \quad (3.8)$$

respectively. In an asymptotic region, these ratios fall exponentially with the linear interquark potential and do not depend on r , $R_s(r, y) \sim e^{-a_s V_s(ya_s)}$ and $R_t(r, t) \sim e^{-a_s V_s(ta_t)}$. Finite volume effects are expected to be suppressed since they are canceled out in the ratios [23, 24]. As the interquark potential at the same physical distance should yield the same value, one can extract the anisotropy ξ_g by imposing $R_s(r, y) \equiv R_t(r, t = \xi_g y)$. In practice, we determine ξ_g by minimizing [24]

$$L(\xi_g) = \sum_{r, y} \ell(\xi_g; r, y), \quad (3.9)$$

with

$$\ell(\xi_g; r, y) = \frac{(R_s(r, y) - R_t(r, \xi_g y))^2}{(\Delta R_s)^2 + (\Delta R_t)^2}, \quad (3.10)$$

where ΔR_s and ΔR_t are the statistical errors of R_s and R_t , respectively.

In the original Klassen's approach, the planar Wilson loops are considered where r is either x or z . A typical difficulty in this approach is the limited number of data points as one quickly encounters a severe signal-to-noise problem in the calculations of the large Wilson loops. By noting that \vec{r} can be any two-dimensional path in the x - z plane with $r = \sqrt{x^2 + z^2}$, we extend the Klassen's method by including nonplanar Wilson loops along the closed path $C_y(x, z, y)$ and $C_t(x, z, t)$ with $x \geq z$. To maximize the overlap with the physical ground state the shortest paths in the x - z plane are considered using the Bresenham algorithm which has been applied for the lattice study of quark antiquark potential, i.e. see [25]. Analogous to the planar case, we define $\vec{r} = (x, z)$ and $\vec{r} + 1 = (x + 1, z)$ for a fixed value of z .

Using the generalized Klassen's method, we are able to secure enough data points having reasonable statistical errors. As a consequence, not only do we find the clean signal of an asymptotic region in which ξ_g converges, but also reduce the statistical error of the gauge anisotropy ξ_g . However, due to the breaking of rotational symmetry on the lattice, results obtained mixing on-axis and off-axis loops might be affected by a large systematics. To investigate this issue, we calculate ξ_g by minimizing the function $\ell(\xi_g; r, y)$ with $z = 0, \dots, 3$, corresponding to the different shapes of the 2-dimensional paths. The results are shown in Fig. 2. We find no significant deviations between colored data, suggesting that any potential effect of the breaking of rotational symmetry cancels in the ratios of Wilson loops in Eq. (3.8). For $r * y \geq 5$ all data points are statistically consistent with one another. The measured value of ξ_g is denoted by the blue band in the figure, where its extraction is discussed in the following.

In Fig. 3 we plot ξ_g , obtained by using Eq. (3.9), as a function of $\min(r * y)$ for four different sets of data: all planar Wilson loops (purple triangle), planar Wilson loops except

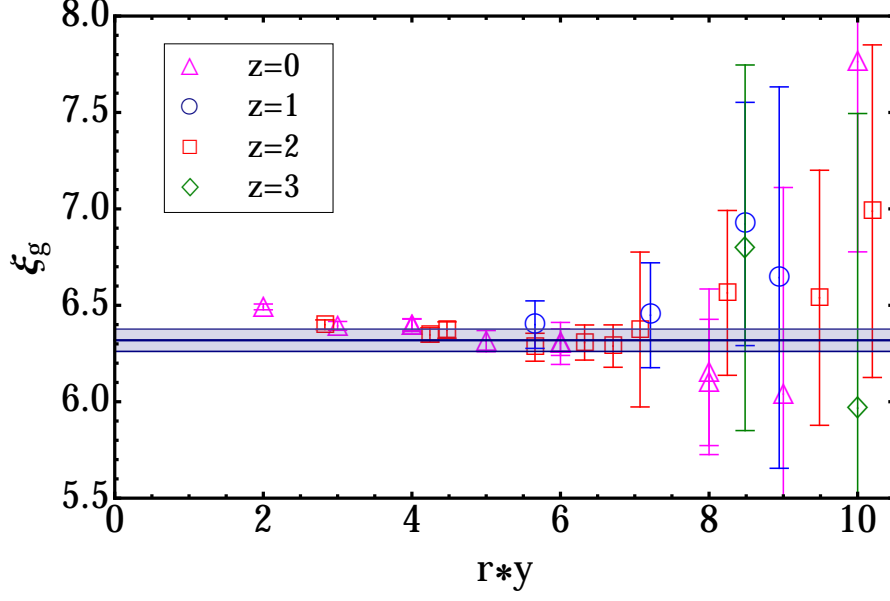


Figure 2. Lattice artefacts due to nonplanar Wilson loops. Different colored points denote the ξ_g obtained by using Eq. (3.10) with $z = 0, \dots, 3$ for a given $r * y$, while the blue band denotes the extracted value of ξ_g . The details are found in the main text.

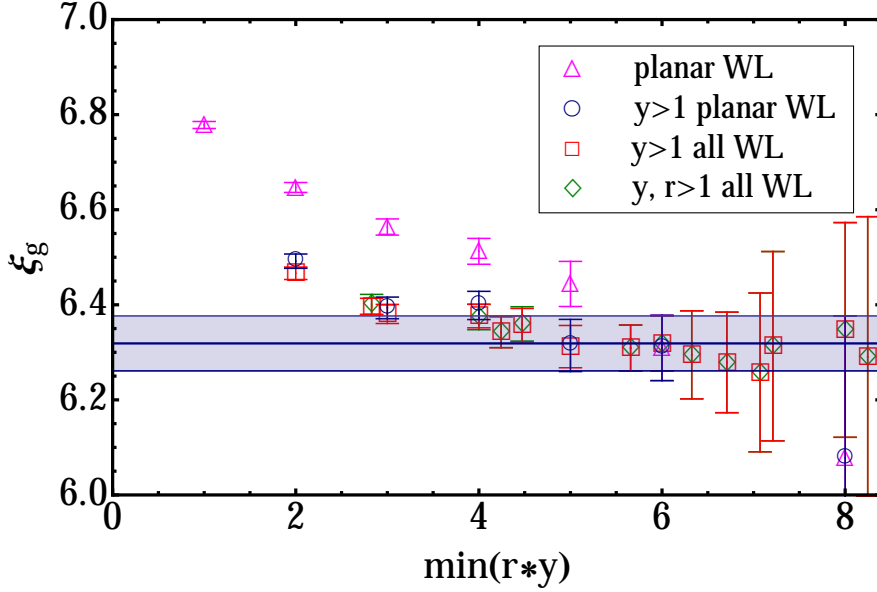


Figure 3. Gauge anisotropy ξ_g extracted from the ratios of Wilson loops. Different colored points denote the values of ξ_g obtained by using Eq. (3.9) with different sets of data for a given $\min(r * y)$, while the blue band denotes the extracted value of ξ_g . Details are found in the main body of the paper.

$y = 1$ (blue circle), planar and nonplanar Wilson loops except $y = 1$ (red square), and planar and nonplanar Wilson loops except $y = 1$ and $r = 1$ (green diamond). The largest value of $r * y$ is the one before we encounter significant numerical noise.

For all ensembles we find that ξ_g converges to the asymptotic value at around $\min(r * y) = 4 \sim 6$ and thus we choose $\min(r * y) = 6$, as for this value we expect the size of systematic errors to be small compared to the statistical error. Since the inclusion of $y = 1$ Wilson loops causes significant systematic effects due to short-range lattice artefacts, as can be seen in the plots (see also the discussion in [20, 24], in the case of QCD), we exclude these Wilson loops for the determination of ξ_g . In summary, we calculate the asymptotic value of ξ_g using planar and nonplanar Wilson loops, except the ones having $y = 1$, at $\min(r * y) = 6$ and the results are reported in Table 3.

3.4 Fermion anisotropy

The fermion anisotropy ξ_f is determined through the leading-order relativistic dispersion relation of mesons

$$E^2(p^2) = m^2 + \frac{p^2}{\xi_f^2}, \quad \vec{p} = 2\pi\vec{n}/N_s, \quad (3.11)$$

where N_s is the spatial lattice size. The energy E and the mass m are in units of a_t , while the momentum \vec{p} is in units of a_s . In the Euclidean formulation, meson two-point correlation functions exponentially fall off with the lowest energy at an asymptotically large time. In practice, it is useful to define an effective mass,

$$m_{\text{eff}}(t) = \cosh^{-1} \left(\frac{C(t+1) + C(t-1)}{2C(t)} \right), \quad (3.12)$$

where $C(t)$ is the ensemble average of meson correlators. Then, ground state energies are obtained from a constant fit to the plateau of m_{eff} in the asymptotic region of large t . In the case of zero momentum these energies are nothing but the meson masses. The measured masses of pseudoscalar and vector mesons are reported in Table 3.

As an example, in Fig. 4 we show the effective mass plots for pseudoscalar and vector mesons with $m_0 = 0.2$, $\xi_g^0 = \xi_f^0 = 4.7$ and $\beta = 2.0$. We construct the meson interpolating operators at source and sink using point sources. Various momentum projections with $|\vec{n}| = 0, 1, 2, 3$ are denoted by red, green, yellow and brown colors, respectively, while the measured ground state energies are denoted by the blue bands.

In Fig. 5 we plot the resulting squared energy E^2 as a function of $|\vec{n}|^2$ and find a good linearity, consistent with Eq. (3.11). In the determination of ξ_f , to minimize the systematic effects due to excited state contamination at higher momenta, we only use the lowest four momentum vectors $\vec{n} = (0, 0, 0)$, $(1, 0, 0)$, $(0, 1, 0)$, $(0, 0, 1)$ in the linear fit of $E^2(|\vec{n}|^2)$ to Eq. (3.11). As seen in the figures, the fit results denoted by blue bands explain the data very well. The extracted value of $\xi_f = 6.41(11)$ from a pseudoscalar meson is in good agreement with the one from a vector meson, $\xi_f = 6.36(14)$, and shows better precision. Therefore, for the tuning of lattice bare parameters we use ξ_f from pseudoscalar mesons which are summarized in Table 3.

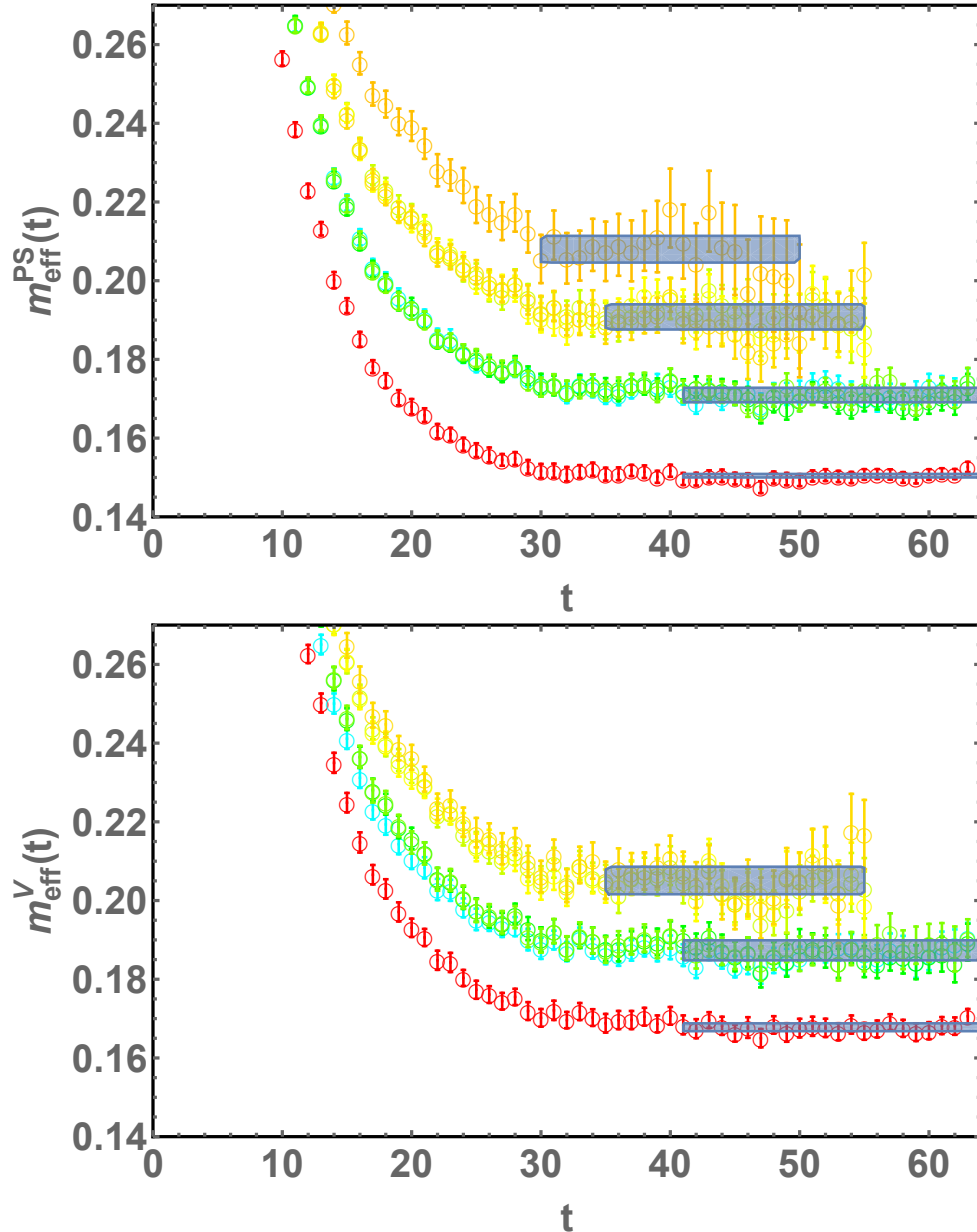


Figure 4. Effective mass plots for a pseudoscalar meson m_{eff}^{PS} and a vector meson m_{eff}^V . Red, green, yellow, brown colors represent different momenta $|\vec{n}| = 0, 1, 2, 3$, respectively. The blue bands denote the ground state energies obtained by fitting the effective mass to a constant in the asymptotic region. The lattice bare parameters used in these plots are $\beta = 2.0$, $m_0 = -0.2$, $\xi_g^0 = 4.7$, $\xi_f^0 = 4.7$, and $N_t \times N_s^3 = 128 \times 12^3$.

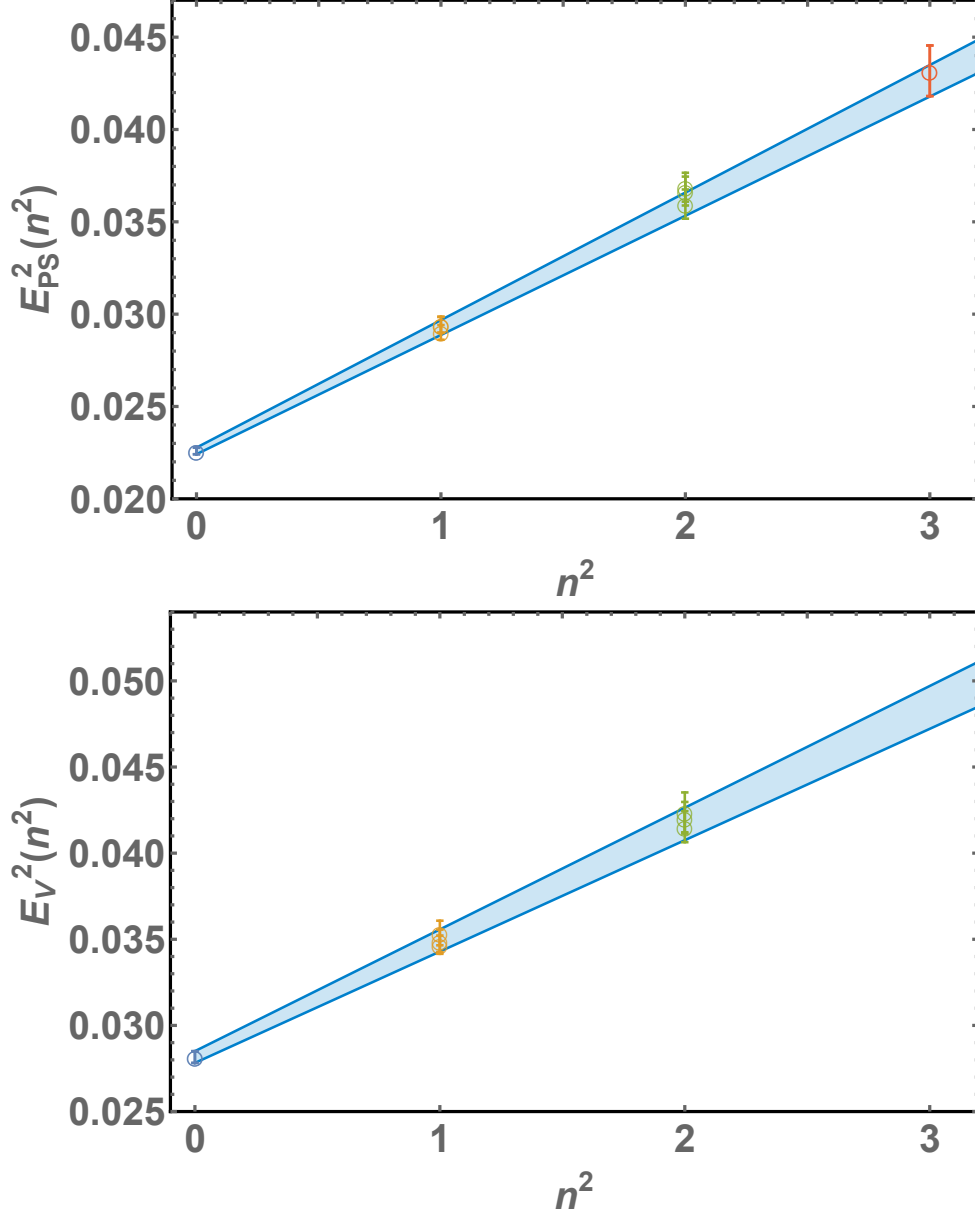


Figure 5. Squared energy as a function of squared momentum $|\vec{n}|^2$ for a pseudoscalar meson E_{PS}^2 and a vector meson E_V^2 . The blue band is obtained by fitting data over $n^2 = [0, 1]$ to a linear function of Eq. (3.11). The lattice bare parameters used in these plots are $\beta = 2.0$, $m_0 = -0.2$, $\xi_g^0 = 4.7$, $\xi_f^0 = 4.7$, and $N_t \times N_s^3 = 128 \times 12^3$.

3.5 Tuning results

To determine the coefficients, a_i , b_i , and c_i , we perform the simultaneous χ^2 fit of the numerical data in Table 3 to the functions in Eq. (3.7). The results are

$$\begin{aligned}
 a_0 &= 0.6(16), & a_1 &= 0.97(13), & a_2 &= 0.31(23), & a_3 &= 2(4), \\
 b_0 &= 1.8(24), & b_1 &= 0.06(18), & b_2 &= 1.1(3), & b_3 &= 4(7), \\
 c_0 &= 0.475(5), & c_1 &= -0.0168(4), & c_2 &= -0.0375(6), & c_3 &= 0.986(11),
 \end{aligned} \tag{3.13}$$

where the values of χ^2 per degrees of freedom are 1.72, 0.72, 0.23, respectively. In Appendix C we show some examples of the results of the fit in the two-dimensional spaces of the renormalized and bare parameters.

Our interpretation of the above results requires that we comment on a few important features. First of all, renormalized anisotropies are somewhat larger than the bare anisotropies, which we interpret as a signal of the fact that the calculations are performed far from the weak coupling limit. Secondly, we find that the coefficients a_2 and b_1 are small, in particular, b_1 is zero within the statistical errors. In the quenched approximation, one would expect that the gauge and fermion anisotropies can be determined independently. The mild dependences of ξ_f on ξ_g^0 and ξ_g on ξ_f^0 are consistent with the fact that this part of the numerical study is performed in the regime of heavy quarks. Yet, we note that over the range of considered lattice parameters our results show a good linear dependence of the squared mass of a pseudoscalar meson M_{PS}^2 on the bare quark mass m_0 , which is consistent with our use of Eq. (3.7) to extrapolate to the limit of vanishing physical mass for the quarks.

In order to determine the values of the bare parameters at our chosen reference point we impose the following renormalization conditions:

$$\xi_g(\xi_g^{0*}, \xi_f^{0*}, m_0^*) = \xi_f(\xi_g^{0*}, \xi_f^{0*}, m_0^*) = \xi, \quad M_{PS}^2(\xi_g^{0*}, \xi_f^{0*}, m_0^*) = m_{ps}^2. \quad (3.14)$$

Solving Eq. (3.7) with our target renormalized parameters of $\xi = 6.3$ and $m_{ps}^2 = 0.005$, we find

$$\xi_g^{0*} = 4.84(8), \quad \xi_f^{0*} = 4.72(12), \quad m_0^* = -0.2148(37). \quad (3.15)$$

We will use these choices for the lattice parameters in measuring the physical properties of the field theory. Note that m_0^* falls slightly outside the range of masses used in this part of the study (see Table 3), and hence we expect some (small) residual quark mass and symmetry-breaking effects to be present in our physical simulations.

4 Numerical results: Finite temperature

From now on, the lattice bare parameters are fixed by the central values in Eq. (3.15) along with $\beta = 2.0$. We perform finite temperature calculations on the anisotropic lattices of $N_t \times 16^3$ and $N_t \times 16^2 \times 24$. Simulation details and numerical results for these two lattices are summarized in Tables 4, 5 and 6. Two different values of N_z are considered to estimate the systematic errors due to excited state contaminations in the calculations of screening masses. The algorithms for the generation of gauge ensembles have been discussed in Sec. 3.2.

Before we discuss the numerical results of finite temperature calculations in details, we perform a zero temperature calculation in order to check how well the tuned bare parameters are working. Using the ensemble of 128×16^3 in Table 5, we obtain $\xi_g = 6.29(4)$, $\xi_f = 6.1(2)$, and $M_{ps}^2 = 0.00517(14)$. These results are compatible with the renormalized parameters of $\xi = 6.3$ and $m_{ps}^2 = 0.005$, where the largest uncertainty occurs in the determination of ξ_f with $\sim 3\%$. Finite volume effects are expected to be negligible as the lattice volume is much larger than the size of the pseudo-scalar meson, $m_{ps}L \sim 7$.

N_z	N_t	T/T_c	N_{conf}	N_z	N_t	T/T_c	N_{conf}
16	16	2.44	200	24	8	4.88	200
	20	1.95	200		12	3.25	200
	24	1.63	200		16	2.44	225
	28	1.39	200		20	1.95	150
	30	1.30	200		24	1.63	200
	36	1.08	200		28	1.39	250
	40	0.98	200		36	1.08	380
	128	0.30	215		42	0.93	388
					48	0.81	390
					56	0.70	337

Table 4. Details of the ensembles of the $N_t \times 16^3$ and $N_t \times 16^2 \times 24$ lattices. All calculations use $\xi_g^{0*} = 4.84$, $\xi_f^{0*} = 4.72$, $m_0^* = -0.2148$ and $\beta = 2.0$.

T/T_c	M_{PS}^S	M_S^S	M_V^S	M_{AV}^S	R_S	R_V
2.44	0.3322(2)	0.3823(8)	0.3475(2)	0.3879(10)	0.070(1)	0.0549(13)
1.95	0.2815(6)	0.3292(14)	0.3045(5)	0.340(2)	0.078(2)	0.055(3)
1.63	0.2355(6)	0.281(2)	0.2629(7)	0.2938(18)	0.088(4)	0.056(3)
1.39	0.1937(13)	0.236(5)	0.2272(12)	0.248(4)	0.099(10)	0.045(8)
1.30	0.1783(13)	0.228(5)	0.2110(13)	0.235(5)	0.123(11)	0.054(10)
1.08	0.1312(11)	0.201(6)	0.1699(15)	0.191(5)	0.210(13)	0.057(13)
0.98	0.1147(12)	0.180(4)	0.1525(16)	0.185(6)	0.222(12)	0.096(16)
0.30	0.0758(3)	0.200(8)	0.1068(11)	0.213(9)	0.449(16)	0.331(19)

Table 5. Simulation results for the $N_t \times 16^3$ lattice. To compensate the anisotropy of the Euclidean lattice, meson screening masses M^S are obtained from the measured masses divided by $\xi = 6.3$. All calculations use $\xi_g^{0*} = 4.84$, $\xi_f^{0*} = 4.72$, $m_0^* = -0.2148$ and $\beta = 2.0$.

Adopting anti-periodic boundary condition along the temporal direction, temperature is defined by $T \equiv \frac{1}{N_t a_t}$. We will find it convenient to measure the temperature in units of the (pseudo-)critical temperature T_c , discussed and measured in the next section.

4.1 Deconfinement crossover

As is the case for QCD with small number of quarks, our model is also expected to exhibit confinement at low temperature and form a quark-gluon plasma across the (pseudo-)critical temperature T_c . Although the Polyakov loop is not an exact order parameter when the number of quarks is finite, it is widely used as an indicator of deconfinement. Following the method used in [26, 27], we define the expectation value of the renormalized Polyakov

T/T_c	M_{PS}^S	M_S^S	M_V^S	M_{AV}^S	R_S	R_V
4.88	0.4724(2)	0.5021(8)	0.4770(2)	0.5044(7)	0.0305(9)	0.0279(8)
3.25	0.3885(2)	0.4293(15)	0.3975(3)	0.432(2)	0.0498(18)	0.041(2)
2.44	0.33257(17)	0.3833(8)	0.34760(18)	0.3905(5)	0.0709(11)	0.0581(7)
1.95	0.2813(5)	0.3268(15)	0.3043(4)	0.3371(14)	0.075(3)	0.051(2)
1.63	0.2326(7)	0.275(2)	0.2617(7)	0.290(3)	0.083(4)	0.052(5)
1.39	0.1909(9)	0.234(4)	0.2239(9)	0.251(3)	0.102(10)	0.058(6)
1.08	0.1295(9)	0.202(7)	0.1680(11)	0.194(4)	0.218(17)	0.072(11)
0.93	0.1036(6)	0.181(4)	0.1440(11)	0.170(5)	0.272(10)	0.081(13)
0.81	0.0880(5)	0.191(6)	0.1254(9)	0.186(5)	0.369(15)	0.193(12)
0.70	0.0798(4)	0.183(7)	0.1107(13)	0.199(6)	0.393(17)	0.284(16)

Table 6. Simulation results for a $N_t \times 16^2 \times 24$ lattice. To compensate the anisotropy of the Euclidean lattice, meson screening masses M^S are obtained from the measured masses divided by $\xi = 6.3$. All calculations use $\xi_g^{0*} = 4.84$, $\xi_f^{0*} = 4.72$, $m_0^* = -0.2148$ and $\beta = 2.0$.

loop⁶ by

$$L_R(T) = Z_L^{N_t} L_0(T), \quad (4.1)$$

where the bare Polyakov loop $L_0(T)$ is related to the bare free energy $F_0(T)$ as $L_0(T) = \exp(-F_0(T))$. The multiplicative renormalization constant is defined by $Z_L = \exp(-\Delta F_0)$, which only captures the short distant physics and thus is independent on the temperature. As different choices of Z_L denote different renormalization schemes, to incorporate the scheme dependence on the determination of T_c we impose a renormalization condition for a given temperature T_R by $L_R(T_R) \equiv \text{constant}$.

We consider three renormalization schemes, defined by the conditions $L_R(N_t = 24) = 0.9$, $L_R(N_t = 24) = 0.5$, and $L_R(N_t = 20) = 0.9$ respectively. The results are shown in Fig. 6. The temperature T_c is determined from the peak of the susceptibility of the Polyakov loop, $\chi(L_R) = \partial L_R / \partial T$, denoted by dashed lines in the figure. Combining the statistical uncertainty and the systematic uncertainty of scheme dependences in quadrature, we find that $T_c a_t = 0.0255(25)$, or equivalently that $N_t^c = 39(4)$. As anticipated, we will measure temperatures in units of this T_c in the following.

4.2 Temporal correlation functions

At zero temperature, the Euclidean two-point correlation functions of mesonic observables fall off with a single exponential at a large time so that the ground state energy of mesons can be extracted in a clear way in principle. In the finite temperature lattice calculations this process is affected by some limitations. Firstly, the maximum available physical temporal extent is limited by the inverse of the temperature. In addition, a single exponential analysis becomes subtle as the spectral function of mesons no longer exhibits a sharp peak at the

⁶ For the discussion of the renormalized Polyakov loop and its scheme dependence, we refer the reader to [28, 29].

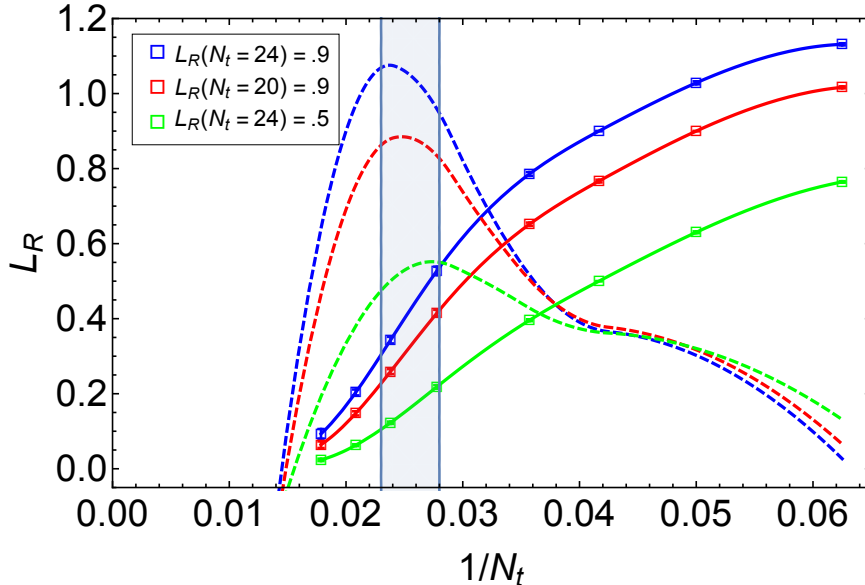


Figure 6. Renormalized Polyakov loop and their susceptibility. The renormalized Polyakov loops L_R denoted by empty squares are obtained from the ensembles of $N_t \times 16^2 \times 24$ with N_t ranged over [16, 56]. The solid curves are the interpolation of L_R connected by cubic splines, while the dashed curves are the corresponding susceptibility $\chi(L_R)$, the derivatives of L_R with N_t^{-1} . Different colors are associated with different renormalization conditions, while the blue band denotes the (pseudo-)critical temperature T_c with uncertainties as described in the text.

mass of mesons. In this case, it is more desirable to investigate the correlation functions by themselves.

We introduce the normalized correlation function with the reference choice $t = N_t/2$:

$$C_{N_t/2}(t) = \frac{C(t)}{C(N_t/2)}. \quad (4.2)$$

We consider isovector pseudo-scalar, scalar, vector, and axial-vector mesons, where the corresponding interpolating fields are defined by

$$\begin{aligned} \mathcal{O}_{PS}(x) &= \bar{Q}(x)\gamma_5 Q(x), \quad \mathcal{O}_S(x) = \bar{Q}(x)Q(x), \\ \mathcal{O}_V^i(x) &= \bar{Q}(x)\gamma^i Q(x), \quad \mathcal{O}_{AV}^i(x) = \bar{Q}(x)\gamma_5\gamma^i Q(x), \end{aligned} \quad (4.3)$$

respectively (flavour indices selecting non-singlet states are understood). In order to improve the statistics, we use stochastic wall sources [30] for the study of meson spectrum at finite temperature. Using these mesonic operators we compute the function $C_{N_t/2}(t)$. In Fig. 7 we show the results of $\log C_{N_t/2}(t)$ for $N_t = 48$ and 40, which exemplify the typical behaviors of $C_{N_t/2}(t)$ below and near T_c respectively.

By comparing the two plots in Fig. 7 one can see that while at low temperature ($N_t = 48$) the vector and axial-vector correlators are different, they become hard to distinguish from one another in proximity of T_c ($N_t = 40$). The overlap of $C_{N_t/2}(t)$ between vector

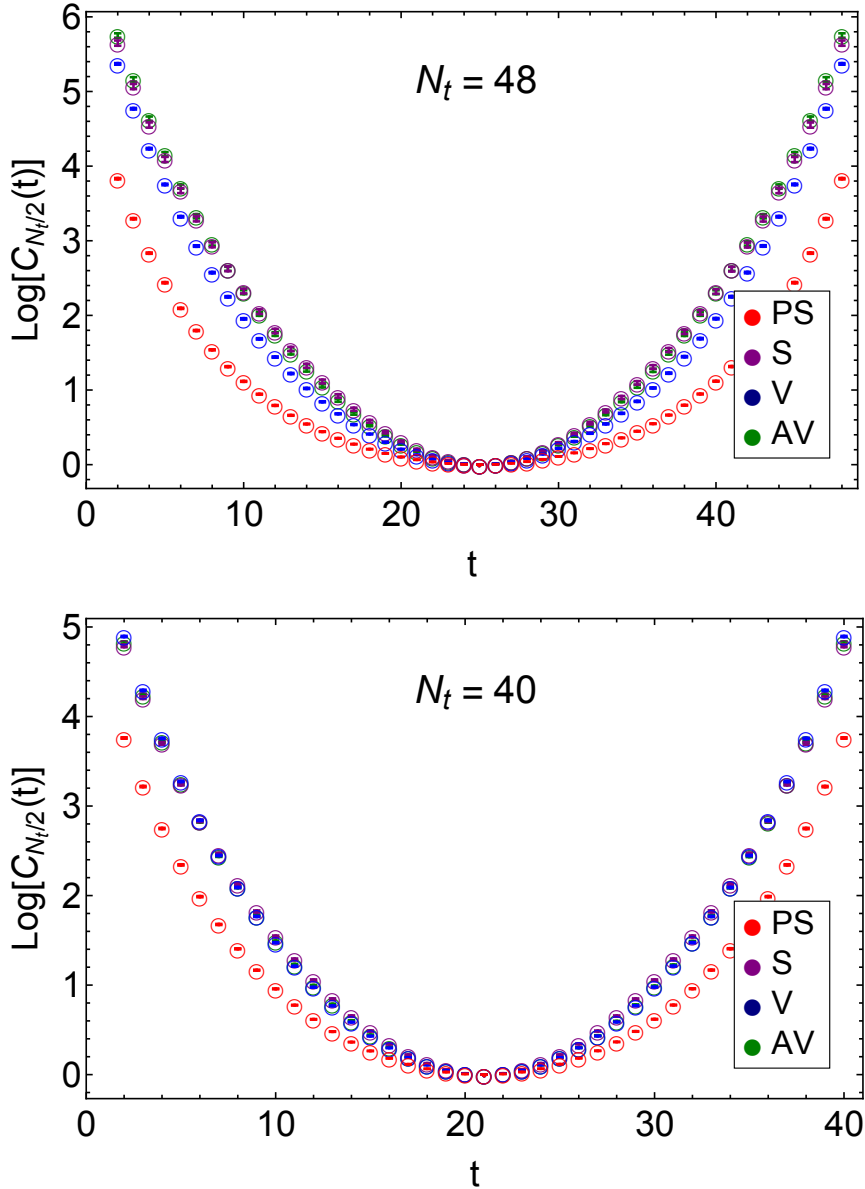


Figure 7. Temporal correlation functions for pseudoscalar(red), scalar(purple), vector(blue), and axial vector(green) mesons. For a given Euclidean time t , we plot the logarithms of the correlation functions normalized by the correlation functions at $N_t/2$.

and axial-vector mesons can be considered as an indication of the parity doubling in the vector channel and thus the restoration of the global $SU(4)$ symmetry. By contrast, the situation for scalar and pseudo-scalar correlators is quite different, as we will discuss better by looking at spatial correlation functions in the next subsection, and indicates that at this temperature we do not yet see evidence of the restoration of the $U(1)_A$ symmetry. Notice that the correlation functions still satisfy the Weingarten's mass inequalities [31].

4.3 Spatial correlation functions

In contrast to the temporal correlation function, the spatial correlation function at finite temperature exhibits a single exponential decay at large time. The decay rate is called *screening mass*, as it defines the effective length scale associated with the excitation of mesonic operators in the medium [32]. At zero temperature the screening mass is equivalent to the meson mass, as the temporal and spatial correlation functions share the same spectral function.

By using the meson interpolating fields in Eq. (4.3), we calculate the ensemble average of spatial correlators $C(z)$ along the z -direction and extract the masses in units of a_s using the analysis method described in Sec. 3.4. Notice that in our anisotropic lattice calculations the spatial and temporal lengths are measured differently. To have the consistent lattice unit of mass in a_t , we therefore define the screening mass M^S by multiplying ξ^{-1} to the measured spatial masses. In addition to the screening masses, we define the following normalized mass ratios

$$R_V(T) = \frac{M_{AV}^S(T) - M_V^S(T)}{M_{AV}^S(T) + M_V^S(T)}, \quad (4.4)$$

for the vector channel, and

$$R_S(T) = \frac{M_S^S(T) - M_{PS}^S(T)}{M_S^S(T) + M_{PS}^S(T)}, \quad (4.5)$$

for the scalar channel. These quantities are useful to quantify the level of parity doubling in the mass spectrum.

Our main results are presented in Table 5 and 6, as well as in Fig. 8 and 9. The error bar of each data point only represents the statistical uncertainty. We show explicitly the comparison between $N_t \times 16^3$ (black) and $N_t \times 16^2 \times 24$ (red) lattices. The level of agreement of the two ensembles implies that there is no significant systematic uncertainty due to excited state contaminations.

By looking first at the vector and axial-vector masses, we see a plateau in R_V above T_c , which together with the change of behavior of the masses above T_c strongly suggests that parity partners are degenerate and the global symmetry is effectively restored. There is small deviation from zero in the mass ratio at asymptotically large values of T , that may be the result of finite spacing, finite mass and possibly other small lattice artefacts.

In the case of the scalar channel, the plateau in R_S appears at somewhat larger temperature, $\sim 1.5T_c$. This result may imply that the axial $U(1)_A$ and global $SU(4)$ symmetries are restored at different temperatures. However, this is not conclusive, for several reasons. First of all, because we do not know what kind of transition is appearing in the underlying dynamical model, and it is likely that T_c actually identifies a cross-over. But also because we do not know how much each of the lattice artefacts affects the results, and it might be that different observables are affected in different amounts by the finite quark mass, or the finite value of the coupling. A relevant discussion in the context of two-flavor QCD can be found in [14], for instance, where the numerical results strongly suggest that the symmetry restorations occur simultaneously in the massless limit.

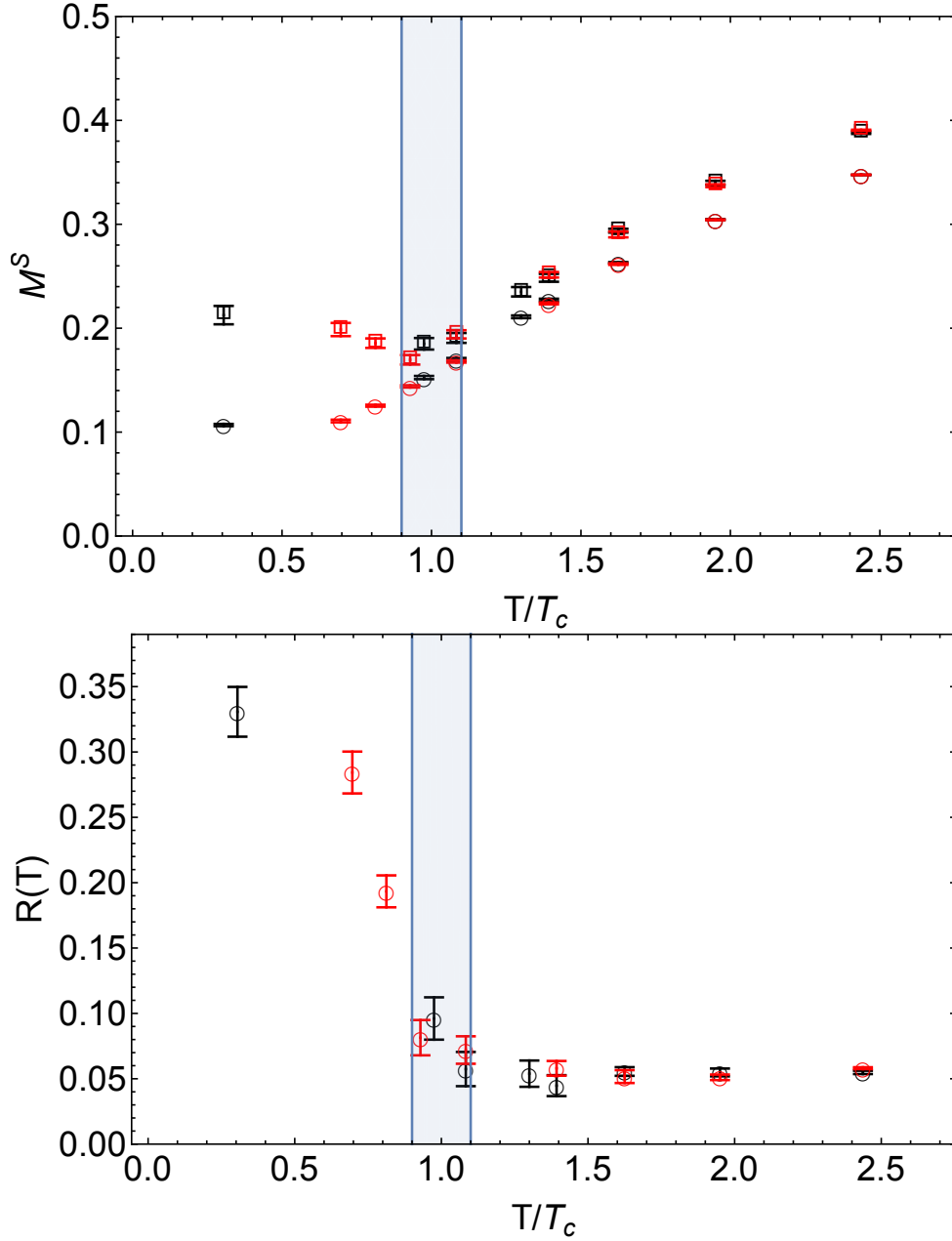


Figure 8. Screening masses of vectors (circles) and axial vector (squares) mesons (top panel) and the corresponding mass ratio defined in Eq. (4.4) (bottom panel). Black and red points are extracted from ensembles with $N_t \times 16^3$ and $N_t \times 16^2 \times 24$ lattice points, respectively. The temperature is expressed in units of T_c . The blue vertical band denotes the uncertainty of T_c itself.

In the finite temperature calculations, it is often suggested to plot the screening mass divided by the temperature as it shows linear dependency above T_c . The results are shown in Fig. 10 and Fig. 11. The black dashed line corresponds to 2π which is associated with the Matsubara frequency for massless free quarks. For all mesonic channels, data points

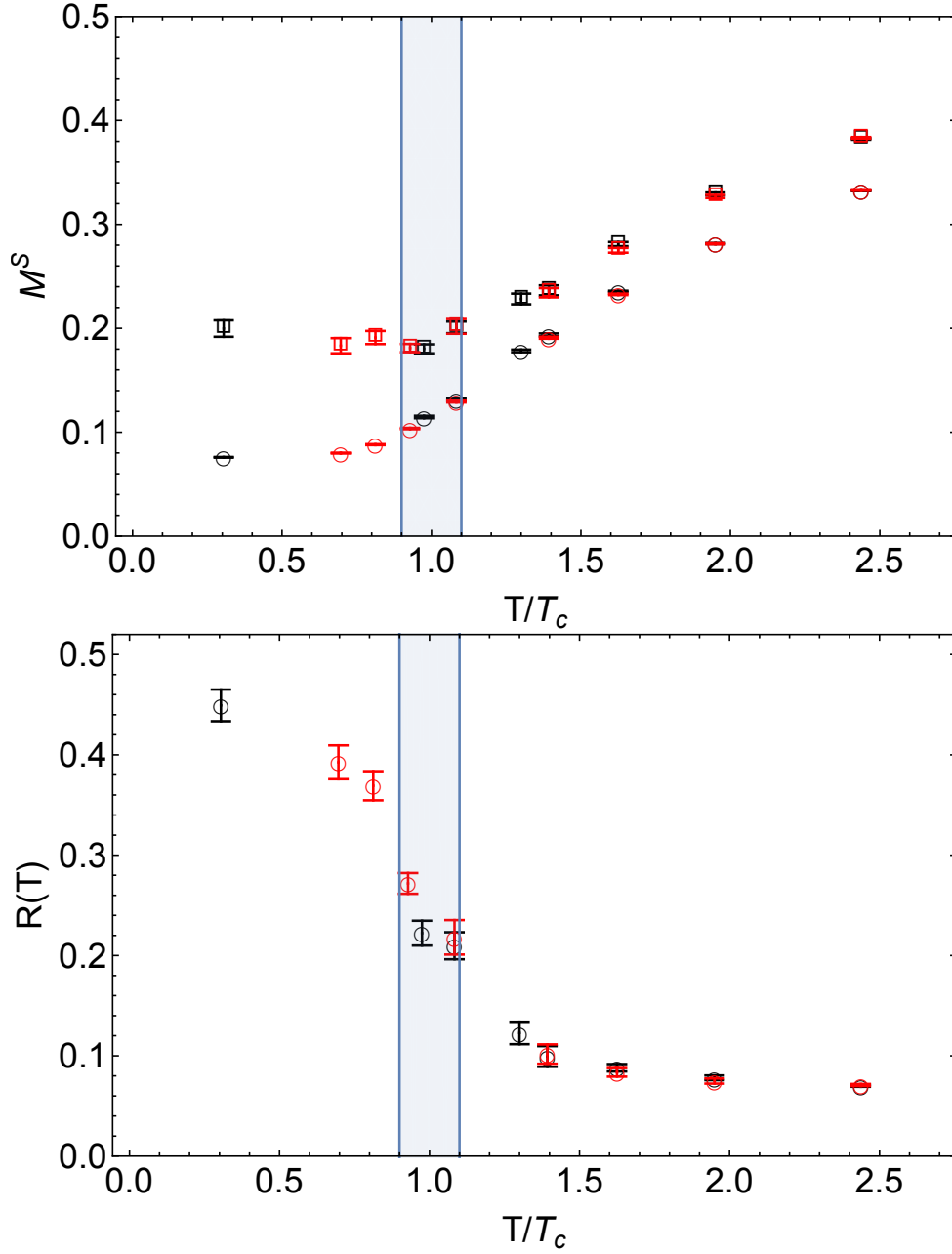


Figure 9. Screening masses of pseudoscalar (circles) and scalar (squares) mesons (top panel) and the corresponding mass ratio defined in Eq. (4.5) (bottom panel). Black and red points are extracted from ensembles with $N_t \times 16^3$ and $N_t \times 16^2 \times 24$ lattice points, respectively. The temperature is expressed in units of T_c . The blue vertical band denotes the uncertainty of T_c itself.

approach the dashed line as the temperature increases and seem to form a plateau. However, they start to deviate from the plateau above $2T_c$, possibly as a consequence of the finite lattice spacing.⁷ This suggests that in looking at R_V and R_S (and in general in discussing

⁷ As shown in 2 + 1 Lattice QCD calculations using staggered fermions [10], the size of these lattice

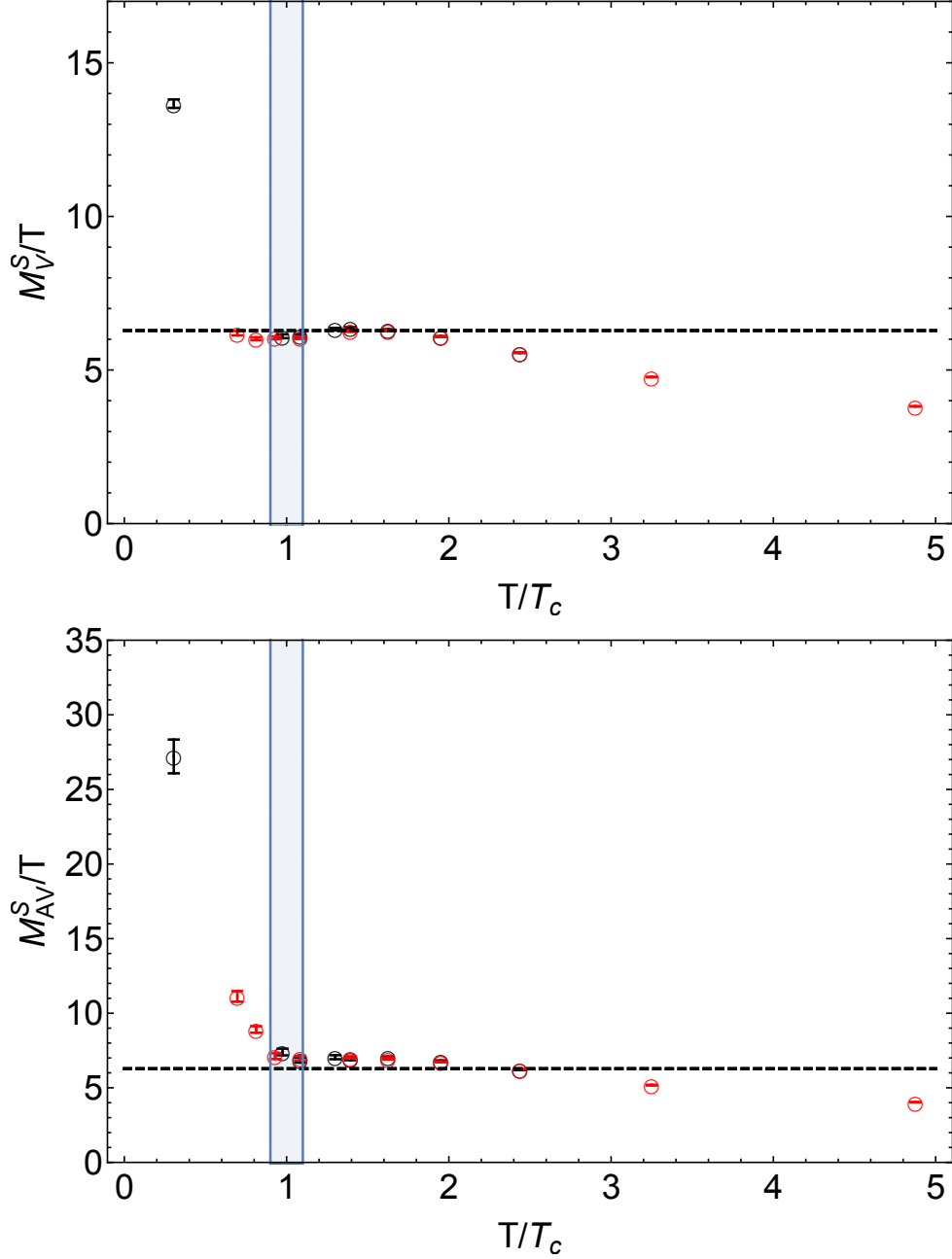


Figure 10. Screening masses normalized by temperature for vector (top) and axial vector (bottom) mesons. Black and red points are extracted from ensembles of $N_t \times 16^3$ and $N_t \times 16^2 \times 24$, respectively. The temperature is in units of T_c , where the blue vertical band denotes the uncertainty of T_c itself.

parity-doubling) one should not include in the physical very high temperatures, but rather restrict attention to $T \lesssim 2T_c$.

artefacts can significantly be reduced if highly improved lattice fermions being used.

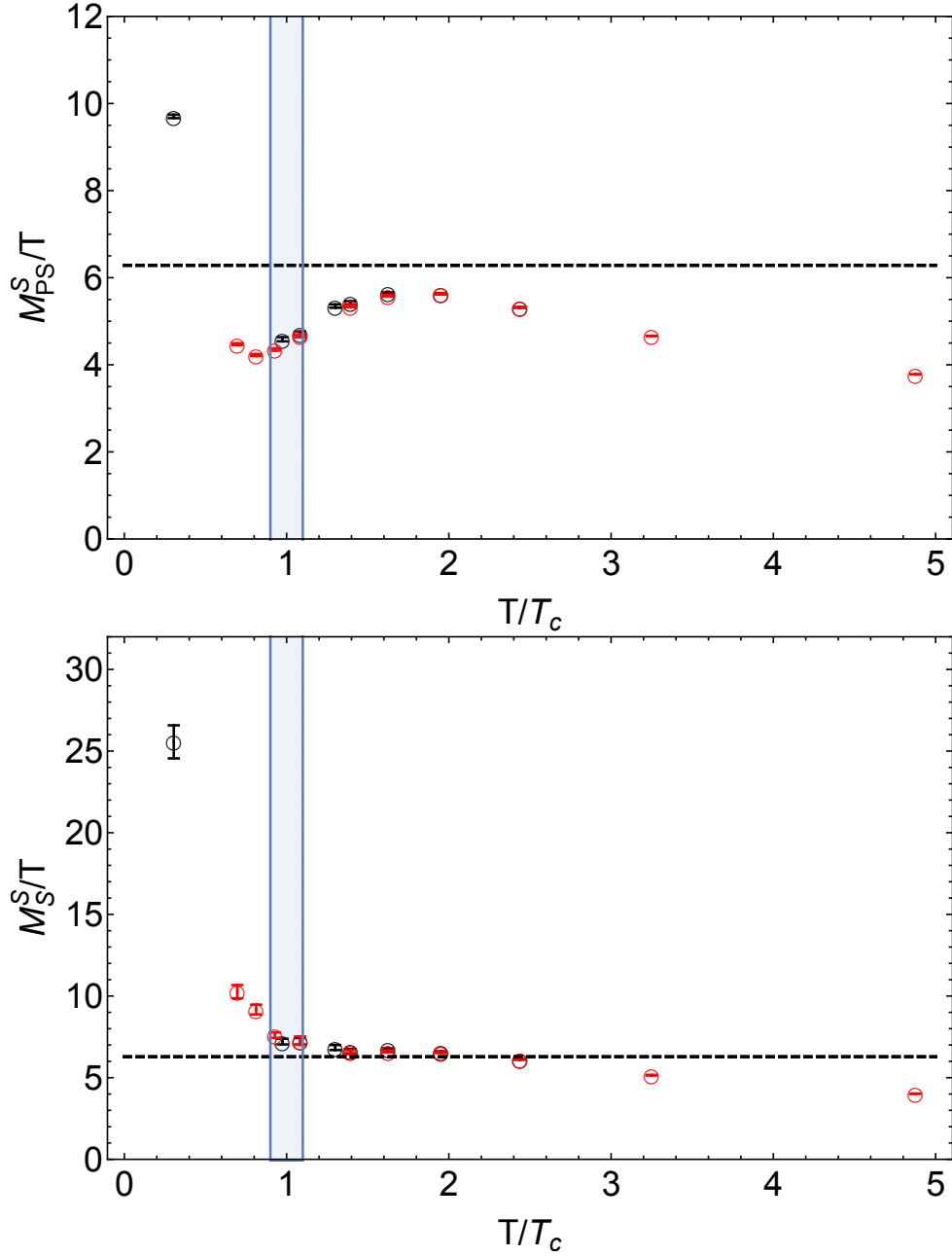


Figure 11. Screening masses normalized by temperature for pseudoscalar (top) and scalar (bottom) mesons. Black and red points are extracted from ensembles of $N_t \times 16^3$ and $N_t \times 16^2 \times 24$, respectively. The temperature is in units of T_c , where the blue vertical band denotes the uncertainty of T_c .

5 Discussion

We collected numerical evidence of the fact that the high-temperature behavior of the $SU(2)$ theory with $N_f = 2$ Dirac fundamental fermions differs in three respects from the low-temperature one. The numerical study of the Polyakov loop and its fit shows the existence

of a pronounced peak in the susceptibility. Its position identifies a temperature T_c , that we interpret in terms of the deconfinement (cross-over) temperature. While the study of the details of the transition would require a dedicated program, this result is accurate enough to allow us to clearly separate the high- T and low- T regimes, and concentrate on the symmetry properties of the physical spectrum above T_c .

The study of temporal correlation functions shows that for $T > T_c$ the vector and axial-vector 2-point functions have compatible t -dependence, supporting the hypothesis that parity doubling is emerging at T_c , and global symmetry is restored. This is confirmed by the study of spatial correlation functions, in which one clearly sees that the behavior of the screening masses of vectors and axial-vector mesons changes at $T \sim T_c$: while the two masses are different and depend on T in two different ways when $T < T_c$, for $T > T_c$ the masses come close to one another, and, most importantly, show the same T -dependence.

This last observation suggests that the small splitting in the masses we observe is due to a combination of lattice artefacts (in particular finite spacing and finite quark mass). To confirm or disprove this statement, one would need to extend the study in this paper, and consider more than one value of the bare coupling and of the bare quark mass, in order to extrapolate them both to the physically relevant regime. By doing so, one might not only be able to show that the mass difference between vectors and axial-vectors vanishes, but also to study other properties of the transition itself, such as its order.

The numerical study of the scalar and pseudo-scalar masses, in which we focused on cleaner states that form a fundamental of $SO(5)$, shows qualitative features that are in broad agreement with the restoration also of the axial $U(1)_A$ symmetry at high temperature. Our data on spatial correlation functions seems to suggest that this is taking place at a larger temperature $T' \sim 1.5T_c$. This is also supported by the fact that in the temporal correlation functions we do not see the effect of parity doubling in the spin-0 correlators, for the same choice $N_t = 40$ for which the vector and axial-vector correlators do agree with one another. This is the most striking element of novelty of this study, although it must be considered as preliminary.

This paper is to be understood as a first step in what is a potentially broad and extensive research program. The results obtained are in good agreement with what expected on field-theory grounds about the non-trivial behavior of this theory at high temperatures: it deconfines, and both the global $SU(4)$ and axial $U(1)_A$ symmetries are restored. Two main sets of explorations are interesting to pursue in the future. On the one side, it is interesting to perform precision studies of this system, in which larger statistics, and a broader set of values of the lattice parameters, are used in order to establish whether the three transitions we identified are distinct (and in this case how to classify them, and precisely measure the critical temperatures), or whether they are just three manifestations of the broader phenomenology related to a cross-over.

On the other hand, it is also interesting to understand how the system reacts to the introduction of additional sources of symmetry breaking at the Lagrangian level. For example, the weak gauging of a subgroup of $Sp(4)$ (as in phenomenological composite-Higgs models), is going to break the global symmetry of the model, and with it the large degeneracies of states. It would be useful to know how these phenomena depend on finite

temperature. Closely related, although possibly simpler, is the question of what happens at finite μ : given that $SU(2)$ is pseudo-real, this model is free of the traditional sign problem of similar models with larger gauge groups. It should hence be possible to attempt a more general study of the phase diagram as a function of both T and μ .

The richness of the field theory behavior of this model, the wide variety of its possible applications and the fact that this study shows that its thermal features are amenable to quantitative numerical studies, all contribute to making it an ideal environment in which to study highly non-trivial phenomena, which might shed light on many aspects of direct relevance to QCD, TC and composite-Higgs scenarios. In this paper we performed a first study along these lines, mainly aimed at collecting evidence of symmetry restoration at high temperature. We also discussed ways to improve our results, and suggested avenues for further investigation, which we will pursue in the future.

Acknowledgments

This work is supported in part by the STFC Consolidated Grant ST/L000369/1. The work of J.-W. L. is additionally supported by Korea Research Fellowship program funded by the Ministry of Science, ICT and Future Planning through the National Research Foundation of Korea (2016HID3A1909283). The authors thank S. Hands, G. Aarts, B. Jager, F. Attanasio and E. Bennett for discussions. Numerical computations were executed in part on the HPC Wales systems, supported by the ERDF through the WEFO (part of the Welsh Government).

A Spinors and global symmetries.

We summarise in this Appendix some useful notation about spinors, and show explicitly the origin of the enhanced global $SU(4)$ symmetry of the model.

The space-time metric is $\eta_{\mu\nu} \equiv \text{diag}\{1, -1, -1, -1\} = \eta^{\mu\nu}$, and the Dirac algebra is defined by the relation $\{\gamma^\mu, \gamma^\nu\} = 2\eta^{\mu\nu}$, with γ^0 hermitian and γ^i anti-hermitian, such that $\gamma^0\gamma^\mu\gamma^0 = \gamma^{\mu\dagger}$. Chirality is related to $\gamma_5 \equiv i\gamma^0\gamma^1\gamma^2\gamma^3$, the left-handed(LH) chiral projector is $P_L = \frac{1}{2}(\mathbb{1}_4 + \gamma_5)$, and a 4-components LH chiral spinor Q_L obeys $P_L Q_L = Q_L$. The charge-conjugation matrix $C = i\gamma^2\gamma^0$ obeys $C\gamma_\mu C^{-1} = -\gamma^{\mu T}$ and $C^2 = -\mathbb{1}_4 = -CC^\dagger$.

The chiral representation for the gamma matrices, in terms of the Pauli matrices τ^i , is

$$\gamma^0 = \begin{pmatrix} 0 & \mathbb{1}_2 \\ \mathbb{1}_2 & 0 \end{pmatrix}, \quad \gamma^i = \begin{pmatrix} 0 & -\tau^i \\ \tau^i & 0 \end{pmatrix}, \quad \gamma^5 = \begin{pmatrix} \mathbb{1}_2 & 0 \\ 0 & -\mathbb{1}_2 \end{pmatrix}, \quad C = \begin{pmatrix} -i\tau^2 & 0 \\ 0 & i\tau^2 \end{pmatrix}. \quad (\text{A.1})$$

The following is immediate:

$$\gamma^0\gamma^\mu = \begin{pmatrix} \bar{\sigma}^\mu & 0 \\ 0 & \sigma^\mu \end{pmatrix}, \quad C\gamma^0\gamma^\mu C^{-1} = \begin{pmatrix} \sigma^\mu & 0 \\ 0 & \bar{\sigma}^\mu \end{pmatrix}, \quad (\text{A.2})$$

where $\sigma^\mu = (1, -\tau^i)$ and $\bar{\sigma}^\mu = (1, \tau^i)$.

A Majorana spinor λ obeys $\lambda = \pm\lambda_C \equiv \pm C\bar{\lambda}^T = \pm C\gamma^0\lambda^* = \pm i\gamma^2\lambda^*$. We resolve the \pm ambiguity by conventionally choosing the $+$ sign.

Given a 2-component spinor u we can build a 4-component Majorana spinor as

$$\lambda = \begin{pmatrix} u \\ i\tau^2 u^* \equiv -\tilde{C}u^* \end{pmatrix}, \quad (\text{A.3})$$

so that $\lambda = \lambda_C = \lambda_L + \lambda_R$, where

$$\lambda_L = \begin{pmatrix} u \\ 0 \end{pmatrix}, \quad \lambda_R = \begin{pmatrix} 0 \\ i\tau^2 u^* \equiv -\tilde{C}u^* \end{pmatrix}. \quad (\text{A.4})$$

In 4-component notation this ensures that $\lambda_L = C\bar{\lambda}_R^T$ and $\bar{\lambda}_L = \lambda_R^T C = -\lambda_R^T C^{-1}$.

With these definitions in place, and making use of the fact that Grassmann variables anticommute, after some algebra one finds that

$$i\bar{\lambda}_R\gamma^\mu\partial_\mu\lambda_R = i\bar{\lambda}_L\gamma^\mu\partial_\mu\lambda_L + \frac{1}{2}\partial_\mu(-i\bar{\lambda}_L\gamma^\mu\lambda_L + i\bar{\lambda}_R\gamma^\mu\lambda_R), \quad (\text{A.5})$$

which implies that the kinetic term can be written equivalently in terms of λ_R as of λ_L (the total derivative can be dropped), or equivalently one can write it in terms of the 4-component Majorana spinor λ (with an overall factor of $\frac{1}{2}$ to avoid double counting).

We specify now the model of interest in this paper, with $SU(2)$ gauge symmetry. Starting from the 2-component spinors q^{ja} , with $i = 1, \dots, 4$ the flavor index and $a = 1, 2$ the color index, we can build four LH and four right-handed(RH) 4-component spinors as

$$q_L^{ja} = \begin{pmatrix} q^{ja} \\ 0 \end{pmatrix}, \quad q_R^{ja} = \epsilon^{ab} \begin{pmatrix} 0 \\ (-\tilde{C}q^{j*})_b \end{pmatrix}, \quad (\text{A.6})$$

with $j = 1, \dots, 4$. Notice that the charge-conjugation used for the RH spinors implies to lower the $SU(2)$ indexes, as it turns a fundamental of $SU(2)$ in its conjugate. The essential property of $SU(2)$ is that this can be compensated by the ϵ^{ab} antisymmetric tensor.

One can define two Dirac spinors $Q^{ia} = q_L^{ia} + q_R^{i+2a}$, with $i = 1, 2$. We identify such Q^{ia} with the Dirac spinors that form the fundamental matter fields of the $SU(2)$ gauge theory. Because of the structure of the gamma matrices, the kinetic terms do not couple different chiralities, and hence we can write

$$\mathcal{L}_K = \sum_{i=1,2} i\bar{Q}^i_a\gamma^\mu(D_\mu Q^i)^a = \sum_{i=1,2} \left(i\bar{q}_L^i_a\gamma^\mu(D_\mu q_L^i)^a + i\bar{q}_R^{i+2}_a\gamma^\mu(D_\mu q_R^{i+2})^a \right), \quad (\text{A.7})$$

which makes it immediately visible that there is a $U(N_f)^t \times U(N_f)^t = U(1)_A \times U(1)_B \times SU(2)_L^t \times SU(2)_R^t$ global symmetry, as would be true in any $SU(N_c)$ gauge theory.

For $SU(2)$ the global symmetry is actually larger: by making use of four LH 4-component spinors and of Eq. (A.5) one has

$$i\bar{q}_R^i_a\gamma^\mu(D_\mu q_R^i)^a = i\bar{q}_L^i_a\gamma^\mu(D_\mu q_L^i)^a, \quad (\text{A.8})$$

and hence we can write

$$\mathcal{L}_K = \sum_{i=1}^4 i \overline{q_L^i}{}_a \gamma^\mu (D_\mu q_L^i)^a = \sum_{i=1}^4 i (q^{i\dagger})_a \bar{\sigma}^\mu (D_\mu q^i)^a, \quad (\text{A.9})$$

which is manifestly $SU(4) \times U(1)_A$ invariant. Notice that besides the $SU(2)^t \times SU(2)^t$, the $SU(4) \sim SO(6)$ group includes also the $U(1)_B^t$ associated with baryon number.

For completeness, we can explicitly verify that

$$\mathcal{L}_m = -m \overline{Q^i}{}_a Q^{i a} = -m \epsilon_{ab} q^{i+2a} \tilde{C} q^{i b} + \text{h.c.} = -m \frac{1}{2} \epsilon_{ab} q^{n a T} \tilde{C} q^{m b} \Omega_{nm} + \text{h.c.} \quad (\text{A.10})$$

where the fact that Ω is antisymmetric comes from the antisymmetric ϵ_{ab} . This is a Majorana mass, with $M = m \Omega$, which breaks explicitly the symmetry to $Sp(4)$. The $U(1)_B^t$ is a subgroup of $Sp(4) \sim SO(5)$, hence the spectrum of composite states cannot be classified in terms of baryon number, as mesons and baryons are in common $Sp(4)$ multiplets. In the case one gauges the baryon number, then the symmetry would be explicitly broken back to the familiar $U(2)^2$.

B $SU(4)$ and $Sp(4)$ algebra.

The $N^2 - 1 = 15$ generators of $SU(4)$ are hermitean traceless 4×4 complex matrices T^A . The $Sp(4)$ subgroup is defined as the matrices that leave invariant the symplectic Ω , which we write as

$$\Omega = \begin{pmatrix} 0 & 0 & 1 & 0 \\ 0 & 0 & 0 & 1 \\ -1 & 0 & 0 & 0 \\ 0 & -1 & 0 & 0 \end{pmatrix}. \quad (\text{B.1})$$

$Sp(4)$ is generated by the subset of 10 generators of $SU(4)$ that obey the relation

$$\Omega T^A + T^{A T} \Omega = 0, \quad \text{for } A = 6, \dots, 15, \quad (\text{B.2})$$

while the 5 broken generators obey

$$\Omega T^A - T^{A T} \Omega = 0, \quad \text{for } A = 1, \dots, 5. \quad (\text{B.3})$$

By imposing the normalization $\text{Tr } T^A T^B = \frac{1}{2} \delta^{AB}$, we write the 15 matrices as follows.

$$\begin{aligned}
T^1 &= \frac{1}{2\sqrt{2}} \begin{pmatrix} 0 & 1 & 0 & 0 \\ 1 & 0 & 0 & 0 \\ 0 & 0 & 0 & 1 \\ 0 & 0 & 1 & 0 \end{pmatrix}, & T^2 &= \frac{1}{2\sqrt{2}} \begin{pmatrix} 0 & -i & 0 & 0 \\ i & 0 & 0 & 0 \\ 0 & 0 & 0 & i \\ 0 & 0 & -i & 0 \end{pmatrix}, & T^3 &= \frac{1}{2\sqrt{2}} \begin{pmatrix} 1 & 0 & 0 & 0 \\ 0 & -1 & 0 & 0 \\ 0 & 0 & 1 & 0 \\ 0 & 0 & 0 & -1 \end{pmatrix}, \\
T^4 &= \frac{1}{2\sqrt{2}} \begin{pmatrix} 0 & 0 & 0 & -i \\ 0 & 0 & i & 0 \\ 0 & -i & 0 & 0 \\ i & 0 & 0 & 0 \end{pmatrix}, & T^5 &= \frac{1}{2\sqrt{2}} \begin{pmatrix} 0 & 0 & 0 & 1 \\ 0 & 0 & -1 & 0 \\ 0 & -1 & 0 & 0 \\ 1 & 0 & 0 & 0 \end{pmatrix}, & T^6 &= \frac{1}{2\sqrt{2}} \begin{pmatrix} 0 & 0 & -i & 0 \\ 0 & 0 & 0 & -i \\ i & 0 & 0 & 0 \\ 0 & i & 0 & 0 \end{pmatrix}, \\
T^7 &= \frac{1}{2\sqrt{2}} \begin{pmatrix} 0 & 0 & 0 & -i \\ 0 & 0 & -i & 0 \\ 0 & i & 0 & 0 \\ i & 0 & 0 & 0 \end{pmatrix}, & T^8 &= \frac{1}{2\sqrt{2}} \begin{pmatrix} 0 & -i & 0 & 0 \\ i & 0 & 0 & 0 \\ 0 & 0 & 0 & -i \\ 0 & 0 & i & 0 \end{pmatrix}, & T^9 &= \frac{1}{2\sqrt{2}} \begin{pmatrix} 0 & 0 & -i & 0 \\ 0 & 0 & 0 & i \\ i & 0 & 0 & 0 \\ 0 & -i & 0 & 0 \end{pmatrix}, \\
T^{10} &= \frac{1}{2} \begin{pmatrix} 0 & 0 & 1 & 0 \\ 0 & 0 & 0 & 0 \\ 1 & 0 & 0 & 0 \\ 0 & 0 & 0 & 0 \end{pmatrix}, & T^{11} &= \frac{1}{2\sqrt{2}} \begin{pmatrix} 0 & 0 & 0 & 1 \\ 0 & 0 & 1 & 0 \\ 0 & 1 & 0 & 0 \\ 1 & 0 & 0 & 0 \end{pmatrix}, & T^{12} &= \frac{1}{2} \begin{pmatrix} 0 & 0 & 0 & 0 \\ 0 & 0 & 0 & 1 \\ 0 & 0 & 0 & 0 \\ 0 & 1 & 0 & 0 \end{pmatrix}, & (B.4) \\
T^{13} &= \frac{1}{2\sqrt{2}} \begin{pmatrix} 0 & 1 & 0 & 0 \\ 1 & 0 & 0 & 0 \\ 0 & 0 & 0 & -1 \\ 0 & 0 & -1 & 0 \end{pmatrix}, & T^{14} &= \frac{1}{2\sqrt{2}} \begin{pmatrix} 1 & 0 & 0 & 0 \\ 0 & -1 & 0 & 0 \\ 0 & 0 & -1 & 0 \\ 0 & 0 & 0 & 1 \end{pmatrix}, & T^{15} &= \frac{1}{2\sqrt{2}} \begin{pmatrix} 1 & 0 & 0 & 0 \\ 0 & 1 & 0 & 0 \\ 0 & 0 & -1 & 0 \\ 0 & 0 & 0 & -1 \end{pmatrix}.
\end{aligned}$$

The 5 Goldstone bosons can be written as $\pi(x) = \sum_{A=1}^5 \pi^A(x) T^A$, or explicitly as

$$\pi(x) \equiv \frac{1}{2\sqrt{2}} \begin{pmatrix} \pi^3(x) & \pi^1(x) - i\pi^2(x) & 0 & \pi^5(x) - i\pi^4(x) \\ \pi^1(x) + i\pi^2(x) & -\pi^3(x) & i\pi^4(x) - \pi^5(x) & 0 \\ 0 & -i\pi^4(x) - \pi^5(x) & \pi^3(x) & \pi^1(x) + i\pi^2(x) \\ i\pi^4(x) + \pi^5(x) & 0 & \pi^1(x) - i\pi^2(x) & -\pi^3(x) \end{pmatrix} \quad (B.5)$$

The maximal $SO(4) \sim SU(2)_L \times SU(2)_R$ subgroup of the unbroken $Sp(4)$ can be chosen to be generated by

$$T_L^1 = \frac{1}{2} \begin{pmatrix} 0 & 0 & 1 & 0 \\ 0 & 0 & 0 & 0 \\ 1 & 0 & 0 & 0 \\ 0 & 0 & 0 & 0 \end{pmatrix}, \quad T_L^2 = \frac{1}{2} \begin{pmatrix} 0 & 0 & -i & 0 \\ 0 & 0 & 0 & 0 \\ i & 0 & 0 & 0 \\ 0 & 0 & 0 & 0 \end{pmatrix}, \quad T_L^3 = \frac{1}{2} \begin{pmatrix} 1 & 0 & 0 & 0 \\ 0 & 0 & 0 & 0 \\ 0 & 0 & -1 & 0 \\ 0 & 0 & 0 & 0 \end{pmatrix}, \quad (B.6)$$

$$T_R^1 = \frac{1}{2} \begin{pmatrix} 0 & 0 & 0 & 0 \\ 0 & 0 & 0 & 1 \\ 0 & 0 & 0 & 0 \\ 0 & 1 & 0 & 0 \end{pmatrix}, \quad T_R^2 = \frac{1}{2} \begin{pmatrix} 0 & 0 & 0 & 0 \\ 0 & 0 & 0 & -i \\ 0 & 0 & 0 & 0 \\ 0 & i & 0 & 0 \end{pmatrix}, \quad T_R^3 = \frac{1}{2} \begin{pmatrix} 0 & 0 & 0 & 0 \\ 0 & 1 & 0 & 0 \\ 0 & 0 & 0 & 0 \\ 0 & 0 & 0 & -1 \end{pmatrix}. \quad (B.7)$$

The T_L generators satisfy the $SU(2)_L$ algebra $[T_L^i, T_L^j] = i\epsilon^{ijk} T_L^k$, and similarly $[T_R^i, T_R^j] = i\epsilon^{ijk} T_R^k$, while $[T_L^A, T_R^B] = 0$. These generators being all unbroken (in a vacuum aligned

with Ω), this is the natural choice of embedding of the $SO(4)$ symmetries of the Higgs field in the context of composite Higgs.

The same model can be used also to describe traditional technicolor. In this case, the embedding of the Standard Model symmetries is based on the natural choice of generators of $SO(4)^t \sim SU(2)_L^t \times SU(2)_R^t$ as follows:

$$t_L^1 = \frac{1}{2} \begin{pmatrix} 0 & 1 & 0 & 0 \\ 1 & 0 & 0 & 0 \\ 0 & 0 & 0 & 0 \\ 0 & 0 & 0 & 0 \end{pmatrix}, \quad t_L^2 = \frac{1}{2} \begin{pmatrix} 0 & -i & 0 & 0 \\ i & 0 & 0 & 0 \\ 0 & 0 & 0 & 0 \\ 0 & 0 & 0 & 0 \end{pmatrix}, \quad t_L^3 = \frac{1}{2} \begin{pmatrix} 1 & 0 & 0 & 0 \\ 0 & -1 & 0 & 0 \\ 0 & 0 & 0 & 0 \\ 0 & 0 & 0 & 0 \end{pmatrix}, \quad (\text{B.8})$$

$$t_R^1 = -\frac{1}{2} \begin{pmatrix} 0 & 0 & 0 & 0 \\ 0 & 0 & 0 & 0 \\ 0 & 0 & 0 & 1 \\ 0 & 0 & 1 & 0 \end{pmatrix}, \quad t_R^2 = -\frac{1}{2} \begin{pmatrix} 0 & 0 & 0 & 0 \\ 0 & 0 & 0 & 0 \\ 0 & 0 & 0 & -i \\ 0 & 0 & i & 0 \end{pmatrix}, \quad t_R^3 = -\frac{1}{2} \begin{pmatrix} 0 & 0 & 0 & 0 \\ 0 & 0 & 0 & 0 \\ 0 & 0 & 1 & 0 \\ 0 & 0 & 0 & -1 \end{pmatrix}. \quad (\text{B.9})$$

In this case, one finds that (with the vacuum aligned with Ω) the breaking $SU(2)_L^t \times SU(2)_R^t \rightarrow SU(2)_V^t$ emerges, and the unbroken generators are $t_V^A = (t_L^A + t_R^{AT})$, or explicitly:

$$t_V^1 = \frac{1}{2} \begin{pmatrix} 0 & 1 & 0 & 0 \\ 1 & 0 & 0 & 0 \\ 0 & 0 & 0 & -1 \\ 0 & 0 & -1 & 0 \end{pmatrix} = \sqrt{2}T^{13}, \quad t_V^2 = \frac{1}{2} \begin{pmatrix} 0 & -i & 0 & 0 \\ i & 0 & 0 & 0 \\ 0 & 0 & 0 & -i \\ 0 & 0 & i & 0 \end{pmatrix} = \sqrt{2}T^8, \\ t_V^3 = \frac{1}{2} \begin{pmatrix} 1 & 0 & 0 & 0 \\ 0 & -1 & 0 & 0 \\ 0 & 0 & -1 & 0 \\ 0 & 0 & 0 & 1 \end{pmatrix} = \sqrt{2}T^{14}. \quad (\text{B.10})$$

The normalization is $\text{Tr } t_V^A t_V^B = \delta^{AB}$, as in this case we are writing the generators in the bifundamental representation.

The unbroken $U(1)_B^t$ associated with baryon number is generated by $T^{15} = \frac{1}{\sqrt{2}}(T_L^3 + T_R^3)$, while the anomalous axial $U(1)_A$ is generated by

$$T_A = \frac{1}{2\sqrt{2}} \begin{pmatrix} 1 & 0 & 0 & 0 \\ 0 & 1 & 0 & 0 \\ 0 & 0 & 1 & 0 \\ 0 & 0 & 0 & 1 \end{pmatrix}. \quad (\text{B.11})$$

C Fit results of renormalized parameters

In this Appendix, we demonstrate how the fits in Section 3.5 work by showing the renormalized parameters in Eq. (3.7) along with the fit results of Eq. (3.13) in the two-dimensional slices of the measured and lattice parameters. See Fig. 12 and Fig. 13 for the fermion and gauge anisotropies, and see Fig. 14 for the squared mass of pseudoscalar meson M_{PS}^2 .

References

- [1] K. Holland, M. Pepe and U. J. Wiese, Nucl. Phys. B **694**, 35 (2004) doi:10.1016/j.nuclphysb.2004.06.026 [hep-lat/0312022]; S. Hands, S. Kim and J. I. Skullerud, Eur. Phys. J. C **48**, 193 (2006) doi:10.1140/epjc/s2006-02621-8 [hep-lat/0604004]; S. Hands, S. Kim and J. I. Skullerud, Eur. Phys. J. A **31**, 787 (2007) doi:10.1140/epja/i2006-10173-x [nucl-th/0609012].
- [2] S. Weinberg, Phys. Rev. D **19**, 1277 (1979); L. Susskind, Phys. Rev. D **20**, 2619 (1979); S. Weinberg, Phys. Rev. D **13**, 974 (1976).
- [3] R. S. Chivukula, hep-ph/0011264; K. Lane, hep-ph/0202255; C. T. Hill and E. H. Simmons, Phys. Rept. **381**, 235 (2003) [Phys. Rept. **390**, 553 (2004)] [hep-ph/0203079]; A. Martin, Subnucl. Ser. **46**, 135 (2011) [arXiv:0812.1841 [hep-ph]]; F. Sannino, Acta Phys. Polon. B **40**, 3533 (2009) [arXiv:0911.0931 [hep-ph]]; M. Piai, Adv. High Energy Phys. **2010**, 464302 (2010) [arXiv:1004.0176 [hep-ph]].
- [4] M. E. Peskin and T. Takeuchi, Phys. Rev. D **46**, 381 (1992) doi:10.1103/PhysRevD.46.381.
- [5] R. Lewis, C. Pica and F. Sannino, Phys. Rev. D **85**, 014504 (2012) doi:10.1103/PhysRevD.85.014504 [arXiv:1109.3513 [hep-ph]]; G. Cacciapaglia and F. Sannino, JHEP **1404**, 111 (2014) doi:10.1007/JHEP04(2014)111 [arXiv:1402.0233 [hep-ph]]. A. Hietanen, R. Lewis, C. Pica and F. Sannino, JHEP **1407**, 116 (2014) doi:10.1007/JHEP07(2014)116 [arXiv:1404.2794 [hep-lat]]; A. Arbey, G. Cacciapaglia, H. Cai, A. Deandrea, S. Le Corre and F. Sannino, arXiv:1502.04718 [hep-ph]; R. Arthur, V. Drach, A. Hietanen, C. Pica and F. Sannino, arXiv:1607.06654 [hep-lat].
- [6] E. Katz, A. E. Nelson and D. G. E. Walker, JHEP **0508**, 074 (2005) doi:10.1088/1126-6708/2005/08/074 [hep-ph/0504252]. P. Lodone, JHEP **0812**, 029 (2008) doi:10.1088/1126-6708/2008/12/029 [arXiv:0806.1472 [hep-ph]]. B. Gripaios, A. Pomarol, F. Riva and J. Serra, JHEP **0904**, 070 (2009) doi:10.1088/1126-6708/2009/04/070 [arXiv:0902.1483 [hep-ph]]. J. Barnard, T. Gherghetta and T. S. Ray, JHEP **1402**, 002 (2014) doi:10.1007/JHEP02(2014)002 [arXiv:1311.6562 [hep-ph]]. G. Ferretti and D. Karateev, JHEP **1403**, 077 (2014) doi:10.1007/JHEP03(2014)077 [arXiv:1312.5330 [hep-ph]]; L. Vecchi, arXiv:1506.00623 [hep-ph]. G. Ferretti, JHEP **1606**, 107 (2016) doi:10.1007/JHEP06(2016)107 [arXiv:1604.06467 [hep-ph]]; A. Agugliaro, O. Antipin, D. Becciolini, S. De Curtis and M. Redi, arXiv:1609.07122 [hep-ph]; G. Panico and A. Wulzer, Lect. Notes Phys. **913**, pp.1 (2016) doi:10.1007/978-3-319-22617-0 [arXiv:1506.01961 [hep-ph]].
- [7] D. B. Kaplan, H. Georgi and S. Dimopoulos, Phys. Lett. B **136**, 187 (1984) doi:10.1016/0370-2693(84)91178-X.
- [8] M. E. Peskin, Nucl. Phys. B **175**, 197 (1980) doi:10.1016/0550-3213(80)90051-6.
- [9] de Forcrand *et al.* (QCD-TARO), Phys. Rev. D **63**, 054501 (2001) doi:10.1103/PhysRevD.63.054501 [hep-lat/0008005].
- [10] M. Cheng *et al.*, Eur. Phys. J. **C71**, 1564 (2011) doi:10.1140/epjc/s10052-011-1564-y [arXiv:1010.1216 [hep-lat]].
- [11] G. Aarts, C. Allton, S. Hands, B. Jäger, C. Praki and J. I. Skullerud, Phys. Rev. D **92**, no. 1, 014503 (2015) doi:10.1103/PhysRevD.92.014503 [arXiv:1502.03603 [hep-lat]].
- [12] T. Alanne, H. Gertov, A. Meroni and F. Sannino, arXiv:1608.07442 [hep-ph].

- [13] J. Schechter and Y. Ueda, Phys. Rev. D **3**, 2874 (1971) Erratum: [Phys. Rev. D **8**, 987 (1973)]. doi:10.1103/PhysRevD.8.987, 10.1103/PhysRevD.3.2874; L. H. Chan and R. W. Haymaker, Phys. Rev. D **7**, 402 (1973), doi:10.1103/PhysRevD.7.402; L. H. Chan and R. W. Haymaker, Phys. Rev. D **7**, 415 (1973), doi:10.1103/PhysRevD.7.415; G. 't Hooft, Phys. Rept. **142**, 357 (1986), doi:10.1016/0370-1573(86)90117-1; M. Napsuciale, hep-ph/9803396.
- [14] B. B. Brandt, A. Francis, H. B. Meyer, O. Philipsen, D. Robaina and H. Wittig, JHEP **1612**, 158 (2016) doi:10.1007/JHEP12(2016)158 [arXiv:1608.06882 [hep-lat]].
- [15] S. Chandrasekharan and A. C. Mehta, Phys. Rev. Lett. **99**, 142004 (2007) doi:10.1103/PhysRevLett.99.142004 [arXiv:0705.0617 [hep-lat]].
- [16] M. Bando, T. Kugo, S. Uehara, K. Yamawaki and T. Yanagida, Phys. Rev. Lett. **54**, 1215 (1985); R. Casalbuoni, S. De Curtis, D. Dominici and R. Gatto, Phys. Lett. B **155**, 95 (1985); M. Bando, T. Kugo and K. Yamawaki, Phys. Rept. **164**, 217 (1988).
- [17] M. Harada and K. Yamawaki, Phys. Rept. **381**, 1 (2003) [hep-ph/0302103].
- [18] See also H. Georgi, Nucl. Phys. B **331**, 311 (1990); M. Piai, A. Pierce and J. G. Wacker, hep-ph/0405242.
- [19] E. Bennett, J.-W. Lee, C.-J. D. Lin, B. Lucini, M. Piai and D. Vadicchino (in preparation)
- [20] R. G. Edwards, B. Joo and H. W. Lin, Phys. Rev. D **78**, 054501 (2008) doi:10.1103/PhysRevD.78.054501 [arXiv:0803.3960 [hep-lat]].
- [21] L. Del Debbio, A. Patella and C. Pica, Phys. Rev. D **81**, 094503 (2010) doi:10.1103/PhysRevD.81.094503 [arXiv:0805.2058 [hep-lat]].
- [22] R. Morrin, A. O. Cais, M. Peardon, S. M. Ryan and J. I. Skullerud, Phys. Rev. D **74**, 014505 (2006) doi:10.1103/PhysRevD.74.014505 [hep-lat/0604021].
- [23] T. R. Klassen, Nucl. Phys. B **533**, 557 (1998) doi:10.1016/S0550-3213(98)00510-0 [hep-lat/9803010].
- [24] T. Umeda *et al.* [CP-PACS Collaboration], Phys. Rev. D **68**, 034503 (2003) doi:10.1103/PhysRevD.68.034503 [hep-lat/0302024].
- [25] B. Bolder, T. Struckmann, G. S. Bali, N. Eicker, T. Lippert, B. Orth, K. Schilling and P. Ueberholz, Phys. Rev. D **63**, 074504 (2001) doi:10.1103/PhysRevD.63.074504 [hep-lat/0005018].
- [26] S. Borsanyi *et al.*, Phys. Lett. B **713**, 342 (2012) doi:10.1016/j.physletb.2012.06.022 [arXiv:1204.4089 [hep-lat]].
- [27] G. Aarts, C. Allton, A. Amato, P. Giudice, S. Hands and J. I. Skullerud, JHEP **1502**, 186 (2015) doi:10.1007/JHEP02(2015)186 [arXiv:1412.6411 [hep-lat]].
- [28] O. Kaczmarek, F. Karsch, P. Petreczky, F. Zantow, Phys. Lett. B **543**, 41-47 (2002) doi:10.1016/S0370-2693(02)02415-2 [hep-lat/0207002].
- [29] S. Gupta, K. Huebner, O. Kaczmarek, Phys. Rev. D **77**, 034503 (2008) doi:10.1103/PhysRevD.77.034503 [arXiv:0711.2251 [hep-lat]].
- [30] P. A. Boyle, A. Juttner, C. Kelly and R. D. Kenway, JHEP **0808**, 086 (2008) doi:10.1088/1126-6708/2008/08/086 [arXiv:0804.1501 [hep-lat]].
- [31] D. Weingarten, Phys. Rev. Lett. **51**, 1830 (1983), doi:10.1103/PhysRevLett.51.1830.

[32] C. E. Detar and J. B. Kogut, Phys. Rev. D **36**, 2828 (1987) doi:10.1103/PhysRevD.36.2828.

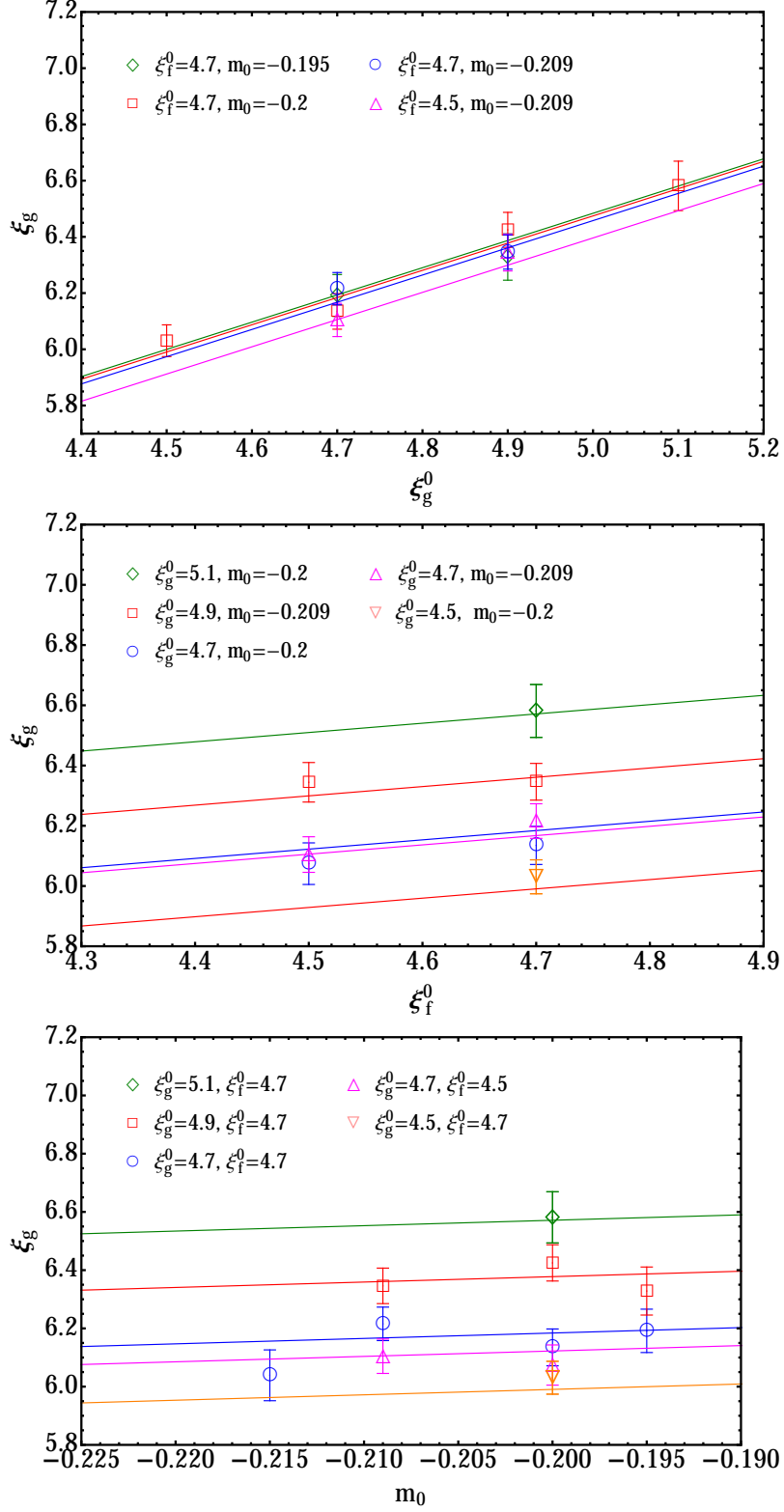


Figure 12. Gauge anisotropy ξ_g as a function of ξ_g^0 , ξ_f^0 , and m_0 . The solid lines denote the fit functions in Eq. (3.7) where the coefficients are given by Eq. (3.13).

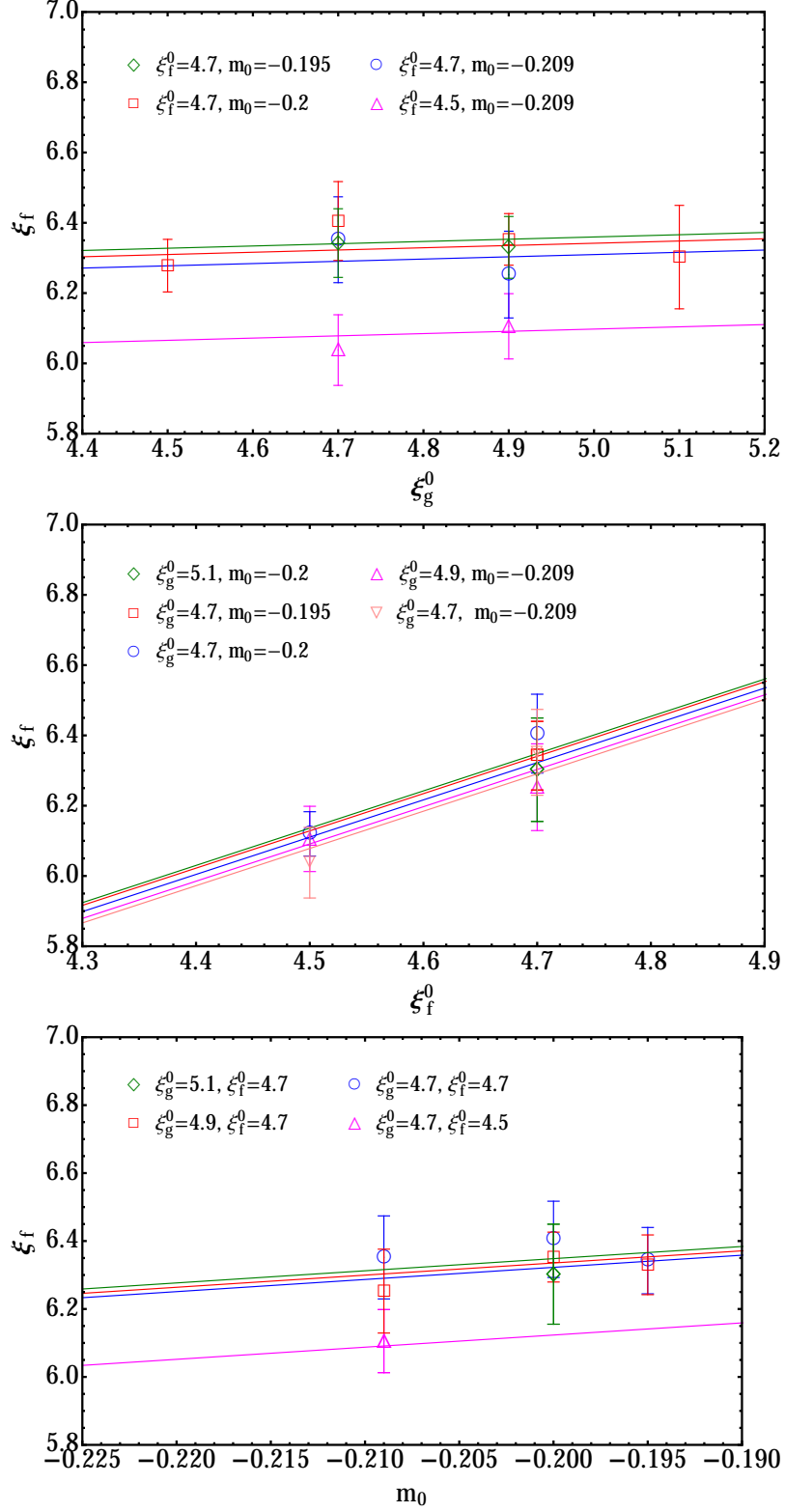


Figure 13. Fermion anisotropy ξ_f as a function of ξ_g^0 , ξ_f^0 , and m_0 . The solid lines denote the fit functions in Eq. (3.7) where the coefficients are given by Eq. (3.13).

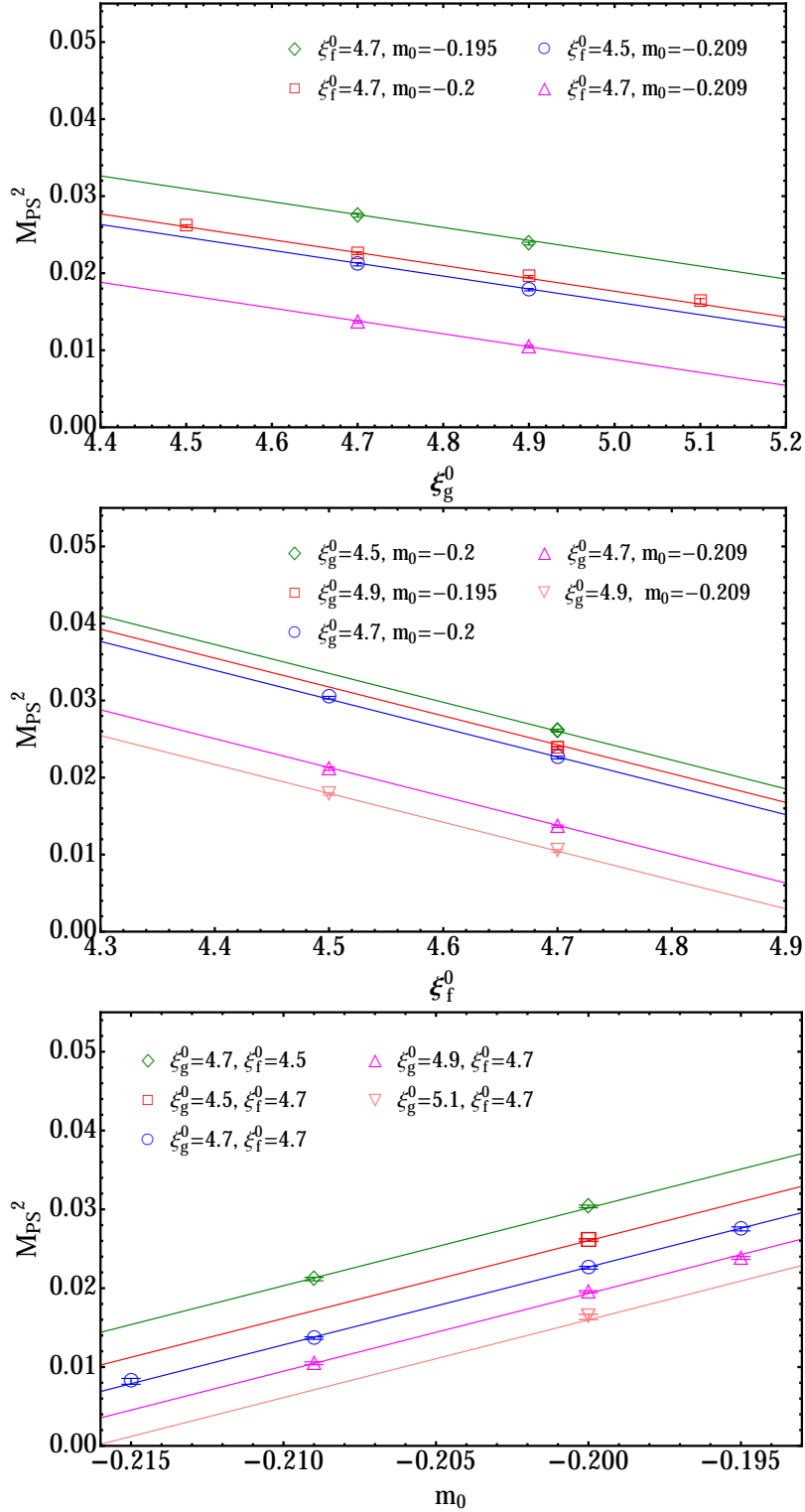


Figure 14. Squared mass of a pseudoscalar meson M_{PS}^2 as a function of ξ_g^0 , ξ_f^0 , and m_0 . The solid lines denote the fit functions in Eq. (3.7) where the coefficients are given by Eq. (3.13).